

5!%



BARBARA T. SCOTT
Clerk of the Circuit Court and County Comptroller

350 E. Marion Ave. P.O. Box 511687 Punta Gorda, FL 33951 (941) 505-4716

Charlotte County

MEMORANDUM

TO: Board of Country Commissioners

DATE: April 16, 2014

SUBJECT: **Reports Received and Filed/Informational
County Investment Report, March 31, 2014**


Attached for your information is the Investment Report for the County for the quarter ended March 31, 2014.

If you have any questions, please do not hesitate to call.


Thank you.

BARBARA T SCOTT
CLERK OF THE CIRCUIT COURT and COUNTY COMPTROLLER

BY:



Tommy Q. White, Chief Deputy Board Services

TQW/sc




**Charlotte County
Summary by Type
March 31, 2014**

Security Type	Number of Investments	Par Value	Book Value	% of Portfolio	Average YTM 365	Average Days to Maturity
Federal Agency Issues - Coupon	75	138,818,000.00	139,171,287.40	26.73	1.061	1,216
Federal Agency Issued - Step Up	48	94,243,000.00	94,093,962.51	18.07	1.017	1,420
ARM Pools	2	10,487.72	10,687.93	0.00	4.952	4,455
State Board of Administration	1	176,526,714.42	176,526,714.42	33.91	0.150	1
Overnight Cash Investment	1	59,559,626.73	59,559,626.73	11.44	0.190	1
Managed Pool Accounts - FLGIT	2	45,000,000.00	45,000,000.00	8.64	1.727	1
SBA Pools	6	5,909,158.96	6,257,814.92	1.20	6.241	1,784
Total and Average	135	520,066,987.83	520,620,093.91	100.00	0.764	604



**Charlotte County
Summary by Issuer
March 31, 2014**

<u>Issuer</u>	<u>Number of Investments</u>	<u>Par Value</u>	<u>Book Value</u>	<u>% of Portfolio</u>	<u>Average YTM 365</u>	<u>Average Days to Maturity</u>
Overnight Cash Investment	1	59,559,626.73	59,559,626.73	11.44	0.190	1
Federal Farm Credit Bank	15	27,550,000.00	27,544,444.00	5.29	1.264	1,123
Federal Home Loan Bank	39	72,360,000.00	72,398,241.35	13.91	1.068	1,425
Federal Home Loan Mtg Corp	19	38,031,823.06	38,170,154.01	7.33	1.087	1,293
Florida Local Government Invst	2	45,000,000.00	45,000,000.00	8.64	1.727	1
Federal National Mtg Assn	52	95,129,664.66	95,163,098.48	18.28	0.943	1,255
SBA Pool	6	5,909,158.96	6,257,814.92	1.20	6.241	1,784
State Board of Administration	1	176,526,714.42	176,526,714.42	33.91	0.150	1
Total and Average	135	520,066,987.83	520,620,093.91	100.00	0.764	604



**Charlotte County
Investments by Issuer
Active Investments
Sorted by Fund
March 31, 2014**

CUSIP	Investment #	Security Type	Investment Class	Book Value	Current Rate	Market Value	Market Date	YTM 365	Redemption Date	Days To Maturity	Call Date	Collateral
Overnight Cash Investment												
SYS111111	111111	Overnight Cash Investment	Amort	59,559,626.73	0.190	59,559,626.73		0.190		1		
Subtotal and Average				59,559,626.73		59,559,626.73		0.190		1		
Federal Farm Credit Bank												
3133EAZ76	1076	Federal Agency Issues - Coupon	Fair	2,000,000.00	0.690	1,995,880.00	09/30/2013	0.690	09/26/2016	909		
3133EAF86	1081	Federal Agency Issues - Coupon	Fair	2,005,500.00	0.970	1,980,760.00	09/30/2013	0.911	08/07/2017	1,224		
3133ECB45	1096	Federal Agency Issues - Coupon	Fair	2,000,000.00	0.900	1,963,340.00	09/30/2013	0.900	12/26/2017	1,365		
3133EA2L1	1103	Federal Agency Issues - Coupon	Fair	700,000.00	0.720	694,624.00	09/30/2013	0.720	12/27/2016	1,001		
3133ECL44	1126	Federal Agency Issues - Coupon	Fair	2,000,000.00	1.000	1,958,080.00	09/30/2013	1.000	04/11/2018	1,471	04/11/2014	
3133ECP32	1135	Federal Agency Issues - Coupon	Fair	1,998,240.00	0.650	1,966,200.00	09/30/2013	0.672	05/09/2017	1,134		
3133ECP40	1136	Federal Agency Issues - Coupon	Fair	2,995,200.00	0.640	2,948,250.00	09/30/2013	0.681	05/09/2017	1,134	05/09/2014	
3133ECN23	1138	Federal Agency Issues - Coupon	Fair	1,997,200.00	0.840	1,953,160.00	09/30/2013	0.870	02/09/2018	1,410		
3133ECR30	1149	Federal Agency Issues - Coupon	Fair	1,990,000.00	0.960	1,985,960.00	09/30/2013	1.089	06/05/2017	1,161	06/05/2014	
3133ED7B2	1182	Federal Agency Issues - Coupon	Fair	2,000,000.00	1.300	2,000,000.00		1.300	11/13/2017	1,322	11/13/2014	
3133EDD41	1189	Federal Agency Issues - Coupon	Fair	2,000,000.00	6.250	2,000,000.00		6.250	07/07/2016	828	04/07/2014	
3133ED5T5	1190	Federal Agency Issues - Coupon	Fair	1,050,000.00	0.675	1,050,000.00		0.709	10/28/2015	575		
3133EA2K3	1193	Federal Agency Issues - Coupon	Fair	1,000,000.00	0.450	1,000,000.00		0.451	09/28/2015	545		
3133EAZ76	1196	Federal Agency Issues - Coupon	Fair	3,000,000.00	0.690	2,993,820.00	09/30/2013	0.692	09/26/2016	909		
3133ECZB3	1204	Federal Agency Issues - Coupon	Fair	808,304.00	2.280	808,304.00		2.042	09/11/2018	1,624	09/11/2014	
Subtotal and Average				27,544,444.00		27,298,378.00		1.264		1,122		
Federal Home Loan Bank												
313381M69	1100	Federal Agency Issues - Coupon	Fair	2,000,000.00	1.000	1,964,940.00	09/30/2013	1.000	01/16/2018	1,386	04/16/2014	
313381UK9	1102	Federal Agency Issues - Coupon	Fair	1,600,000.00	0.500	1,592,336.00	09/30/2013	0.500	07/29/2016	850	04/29/2014	
313382A94	1115	Federal Agency Issues - Coupon	Fair	2,000,000.00	1.250	1,968,520.00	09/30/2013	1.250	02/28/2018	1,429		
313382P56	1125	Federal Agency Issues - Coupon	Fair	2,000,000.00	1.150	1,957,540.00	09/30/2013	1.150	07/11/2018	1,562		
313381C29	1127	Federal Agency Issues - Coupon	Fair	2,000,000.00	1.050	1,952,880.00	09/30/2013	1.050	06/04/2018	1,525		
313380Z34	1143	Federal Agency Issues - Coupon	Fair	1,491,600.00	0.900	1,476,000.00	09/30/2013	1.031	10/23/2017	1,301		
313383F97	1146	Federal Agency Issues - Coupon	Fair	2,000,000.00	1.050	1,952,060.00	09/30/2013	1.050	03/19/2018	1,448	06/19/2014	
313383F71	1148	Federal Agency Issues - Coupon	Fair	2,000,000.00	1.150	1,949,360.00	09/30/2013	1.150	06/20/2018	1,541	06/20/2014	
313383QM6	1162	Federal Agency Issues - Coupon	Fair	2,021,200.00	1.950	2,020,800.00	09/30/2013	1.727	07/24/2018	1,575	07/24/2015	

**Charlotte County
Investments by Issuer
Sorted by Fund**

CUSIP	Investment #	Security Type	Investment Class	Book Value	Current Rate	Market Value	Market Date	YTM 365	Redemption Date	Days To Maturity	Call Date	Collateral
313A0A3S7	1173	Federal Agency Issues - Coupon	Fair	2,038,600.00	3.000	2,038,120.00	09/30/2013	2.586	09/25/2018	1,638	06/25/2014	
3130A03J7	1186	Federal Agency Issues - Coupon	Fair	2,024,840.00	2.125	2,024,840.00		1.853	09/26/2018	1,639	09/26/2014	
3130A0TR1	1203	Federal Agency Issues - Coupon	Fair	2,004,780.00	1.000	2,004,780.00		0.925	05/19/2017	1,144	08/19/2014	
3130A0XP0	1205	Federal Agency Issues - Coupon	Fair	2,681,492.60	2.000	2,681,492.60		1.738	11/28/2018	1,702	11/28/2014	
3130A0H45	1206	Federal Agency Issues - Coupon	Fair	850,000.00	0.500	850,000.00		0.500	06/27/2016	818		
313382EU3	1207	Federal Agency Issues - Coupon	Fair	1,000,000.00	0.580	1,000,000.00		0.580	09/21/2016	904		
3130A0YE4	1209	Federal Agency Issues - Coupon	Fair	2,000,000.00	1.000	2,000,000.00		1.000	06/12/2017	1,168	06/12/2014	
3130A0YE4	1210	Federal Agency Issues - Coupon	Fair	600,000.00	1.000	600,000.00		1.000	06/12/2017	1,168	06/12/2014	
3130A0YU8	1211	Federal Agency Issues - Coupon	Fair	1,050,000.00	0.850	1,050,000.00		0.850	03/13/2017	1,077	06/13/2014	
313381U45	1110	Federal Agency Issued - Step Up	Fair	2,935,000.00	0.875	2,897,930.95	09/30/2013	0.831	07/30/2018	1,581	04/30/2014	
313381TJ4	1118	Federal Agency Issued - Step Up	Fair	1,999,000.00	0.750	1,990,520.00	09/30/2013	0.763	01/30/2017	1,035	07/30/2014	
313382DL4	1120	Federal Agency Issued - Step Up	Fair	2,000,000.00	0.750	1,980,580.00	09/30/2013	1.002	03/13/2018	1,442	06/13/2014	
313382FL2	1124	Federal Agency Issued - Step Up	Fair	2,000,000.00	0.750	1,976,100.00	09/30/2013	0.725	03/27/2018	1,456	06/27/2014	
313382QA4	1132	Federal Agency Issued - Step Up	Fair	1,250,000.00	0.750	1,233,637.50	09/30/2013	1.216	04/25/2018	1,485	04/25/2014	
313382V26	1134	Federal Agency Issued - Step Up	Fair	1,999,300.00	0.500	1,966,900.00	09/30/2013	1.051	04/30/2018	1,490	04/30/2014	
3133832E0	1139	Federal Agency Issued - Step Up	Fair	2,000,000.00	0.500	1,961,120.00	09/30/2013	1.141	05/22/2018	1,512	05/22/2014	
3133835P2	1141	Federal Agency Issued - Step Up	Fair	1,998,500.00	0.625	1,952,720.00	09/30/2013	1.085	05/23/2018	1,513	05/23/2014	
313383G54	1147	Federal Agency Issued - Step Up	Fair	2,000,000.00	0.500	1,999,960.00	09/30/2013	1.295	06/20/2018	1,541	06/20/2014	
313383FX4	1152	Federal Agency Issued - Step Up	Fair	2,015,406.25	0.500	2,023,924.00	09/30/2013	1.727	06/19/2018	1,540	06/19/2014	
313381XS9	1163	Federal Agency Issued - Step Up	Fair	2,639,422.50	0.600	2,656,596.00	09/30/2013	1.525	01/30/2018	1,400	04/30/2014	
3130A0LS7	1194	Federal Agency Issued - Step Up	Fair	2,000,000.00	0.500	2,000,000.00		0.500	07/30/2018	1,581	07/30/2014	
3130A0U57	1200	Federal Agency Issued - Step Up	Fair	2,000,000.00	0.250	2,000,000.00		0.250	08/19/2016	871	05/19/2014	
3130A0ZC7	1208	Federal Agency Issued - Step Up	Fair	2,000,000.00	0.500	2,000,000.00		0.500	03/12/2019	1,806	06/12/2014	
3130A14Q8	1213	Federal Agency Issued - Step Up	Fair	1,000,000.00	1.000	1,000,000.00		1.000	03/18/2019	1,812	09/18/2014	
3130A12Q0	1214	Federal Agency Issued - Step Up	Fair	2,000,000.00	0.500	2,000,000.00		0.500	09/20/2017	1,268	06/20/2014	
3130A12Q0	1215	Federal Agency Issued - Step Up	Fair	2,000,000.00	0.500	2,000,000.00		1.418	09/20/2017	1,268	06/20/2014	
3130A1EM6	1217	Federal Agency Issued - Step Up	Fair	2,000,000.00	0.750	2,000,000.00		0.750	03/26/2018	1,455	06/26/2014	
3130A14W5	1218	Federal Agency Issued - Step Up	Fair	2,000,000.00	0.750	2,000,000.00		0.750	03/27/2019	1,821	06/27/2014	
3130A1F94	1219	Federal Agency Issued - Step Up	Fair	2,000,000.00	0.750	2,000,000.00		0.500	03/27/2017	1,091	06/27/2014	
3130A1BE7	1220	Federal Agency Issued - Step Up	Fair	1,199,100.00	1.000	1,199,100.00		1.015	03/27/2019	1,821	06/27/2014	
Subtotal and Average				72,398,241.35		71,922,757.05		1.068		1,424		

Federal Home Loan Mtg Corp

3134G3LW8	1051	Federal Agency Issues - Coupon	Fair	3,034,410.00	1.250	2,997,900.00	09/30/2013	1.000	02/17/2017	1,053	02/17/2015	
3134G3XB1	1073	Federal Agency Issues - Coupon	Fair	2,023,080.00	1.250	1,979,520.00	09/30/2013	1.026	12/27/2017	1,366	06/27/2014	
3134G3WX4	1088	Federal Agency Issues - Coupon	Fair	1,016,630.00	1.250	989,820.00	09/30/2013	0.914	12/15/2017	1,354	06/15/2015	
3134G3M31	1089	Federal Agency Issues - Coupon	Fair	2,008,620.00	1.000	1,976,300.00	09/30/2013	0.910	09/27/2017	1,275		
3134G3ZK9	1098	Federal Agency Issues - Coupon	Fair	1,006,250.00	1.200	980,790.00	09/30/2013	1.085	07/30/2018	1,581	07/30/2014	

Portfolio CHAR
CP

**Charlotte County
Investments by Issuer
Sorted by Fund**

CUSIP	Investment #	Security Type	Investment Class	Book Value	Current Rate	Market Value	Market Date	YTM 365	Redemption Date	Days To Maturity	Call Date	Collateral
3134G3ZK9	1101	Federal Agency Issues - Coupon	Fair	1,307,904.00	1.200	1,275,027.00	09/30/2013	1.087	07/30/2018	1,581	07/30/2014	
3134G45L8	1142	Federal Agency Issues - Coupon	Fair	2,000,000.00	0.625	1,986,020.00	09/30/2013	0.625	11/25/2016	969	05/25/2014	
3134G43L0	1145	Federal Agency Issues - Coupon	Fair	1,390,200.00	1.100	1,361,864.00	09/30/2013	1.248	05/07/2018	1,497	05/07/2014	
3134G47G7	1150	Federal Agency Issues - Coupon	Fair	2,000,000.00	1.400	1,972,520.00	09/30/2013	1.400	06/26/2018	1,547	06/26/2014	
3134G4GZ5	1178	Federal Agency Issues - Coupon	Fair	2,857,026.50	2.100	2,857,026.50		1.897	10/16/2018	1,659	10/16/2014	
3134G4EA2	1191	Federal Agency Issues - Coupon	Fair	4,002,200.00	0.400	4,002,200.00		0.364	08/05/2015	491	08/05/2014	
3134G4UU0	1202	Federal Agency Issues - Coupon	Fair	2,000,000.00	0.600	2,000,000.00		0.600	08/26/2016	878	08/26/2014	
3134G4R91	1221	Federal Agency Issues - Coupon	Fair	1,997,000.00	0.750	1,997,000.00		0.804	12/30/2016	1,004	12/30/2014	
3134G4S90	1222	Federal Agency Issues - Coupon	Fair	1,999,000.00	0.800	1,999,000.00		0.818	12/30/2016	1,004	12/30/2015	
3134G4TX6	1195	Federal Agency Issued - Step Up	Fair	2,016,720.00	1.250	2,016,720.00		1.078	01/30/2019	1,765	01/30/2015	
3134G4HR2	1197	Federal Agency Issued - Step Up	Fair	2,502,650.00	1.250	2,502,650.00		2.187	10/30/2018	1,673	04/30/2014	
3134G4J25	1198	Federal Agency Issued - Step Up	Fair	2,503,225.00	1.350	2,503,225.00		1.323	10/30/2018	1,673	04/30/2014	
3134G4KJ6	1201	Federal Agency Issued - Step Up	Fair	2,503,375.00	1.250	2,503,375.00		1.222	11/27/2018	1,701	05/27/2014	
3128HDCB3	846366	ARM Pools	Fair	1,863.51	2.643	1,844.21	09/30/2013	4.403	08/01/2026	4,505		
Subtotal and Average				38,170,154.01		37,902,801.71		1.087		1,292		

Florida Local Government Invest

SYS999998	999998	Managed Pool Accounts - FLGIT	Amort	15,000,000.00	0.140	15,000,000.00	09/30/2010	0.140			1	
SYS999999	999999	Managed Pool Accounts - FLGIT	Fair	30,000,000.00	2.520	30,000,000.00	09/30/2010	2.520			1	
Subtotal and Average				45,000,000.00		45,000,000.00		1.727			1	

Federal National Mtg Assn

3135G0NH2	1072	Federal Agency Issues - Coupon	Fair	2,600,000.00	0.950	2,571,114.00	09/30/2013	0.950	08/23/2017	1,240	05/23/2014	
3135G0PP2	1077	Federal Agency Issues - Coupon	Fair	663,187.80	1.000	654,990.60	09/30/2013	0.900	09/20/2017	1,268		
3136G0ZH7	1079	Federal Agency Issues - Coupon	Fair	2,019,140.00	1.050	1,970,320.00	09/30/2013	0.851	09/05/2017	1,253	09/05/2014	
3135G0NZ2	1080	Federal Agency Issues - Coupon	Fair	2,012,000.00	1.125	1,980,920.00	09/30/2013	1.000	09/12/2017	1,260	06/14/2014	
3135G0NR0	1085	Federal Agency Issues - Coupon	Fair	2,008,120.00	1.100	1,983,740.00	09/30/2013	1.013	08/28/2017	1,245	05/28/2014	
3136G03Z2	1086	Federal Agency Issues - Coupon	Fair	2,000,000.00	0.750	1,991,460.00	09/30/2013	0.701	10/30/2017	1,308	10/30/2014	
3136G04Q1	1090	Federal Agency Issues - Coupon	Fair	2,039,740.00	1.500	2,008,720.00	09/30/2013	1.091	11/20/2017	1,329	11/20/2014	
3136G0PM7	1092	Federal Agency Issues - Coupon	Fair	2,025,200.00	1.365	1,977,640.00	09/30/2013	1.131	06/27/2018	1,548	06/27/2014	
3136G0C66	1093	Federal Agency Issues - Coupon	Fair	3,023,700.00	0.950	2,960,160.00	09/30/2013	0.781	09/19/2017	1,267	09/19/2014	
3136G0V57	1094	Federal Agency Issues - Coupon	Fair	2,005,000.00	1.000	1,951,480.00	09/30/2013	0.953	04/30/2018	1,490		
3136G0WM9	1104	Federal Agency Issues - Coupon	Fair	978,000.00	0.875	966,087.96	09/30/2013	0.875	05/22/2017	1,147	05/22/2014	
3136FTXU8	1116	Federal Agency Issues - Coupon	Fair	1,013,500.00	1.250	1,005,910.00	09/30/2013	0.889	12/29/2016	1,003	12/29/2014	
3136G1F87	1117	Federal Agency Issues - Coupon	Fair	2,000,000.00	0.500	1,995,060.00	09/30/2013	0.500	03/04/2016	703	03/04/2015	
3136G1BZ1	1119	Federal Agency Issues - Coupon	Fair	1,998,200.00	0.500	1,981,840.00	09/30/2013	1.170	01/30/2018	1,400	04/30/2014	
3135G0VL4	1123	Federal Agency Issues - Coupon	Fair	2,000,000.00	1.125	1,969,080.00	09/30/2013	1.125	03/20/2018	1,449	06/20/2014	
3136G07E5	1128	Federal Agency Issues - Coupon	Fair	2,005,720.00	0.625	1,981,560.00	09/30/2013	0.545	11/28/2016	972	11/28/2014	

Portfolio CHAR
CP


**Charlotte County
Investments by Issuer
Sorted by Fund**

CUSIP	Investment #	Security Type	Investment Class	Book Value	Current Rate	Market Value	Market Date	YTM 365	Redemption Date	Days To Maturity	Call Date	Collateral
3135GOVL4	1130	Federal Agency Issues - Coupon	Fair	751,687.50	1.125	738,405.00	09/30/2013	1.078	03/20/2018	1,449	06/20/2014	
3136GOYL9	1131	Federal Agency Issues - Coupon	Fair	1,010,000.00	1.250	979,600.00	09/30/2013	1.057	08/28/2018	1,610	08/28/2014	
3136G1FV6	1133	Federal Agency Issues - Coupon	Fair	2,013,020.00	1.250	1,960,280.00	09/30/2013	1.125	09/13/2018	1,626		
3136G1LT4	1140	Federal Agency Issues - Coupon	Fair	2,000,000.00	0.500	1,978,740.00	09/30/2013	0.500	11/28/2016	972	05/28/2014	
3136GOY47	1144	Federal Agency Issues - Coupon	Fair	2,958,750.00	1.060	2,905,560.00	09/30/2013	1.352	04/30/2018	1,490	04/30/2014	
3135G0TH6	1154	Federal Agency Issues - Coupon	Fair	1,992,460.00	0.480	1,994,600.00	09/30/2013	0.630	01/29/2016	668	04/29/2014	
3136G0CE9	1156	Federal Agency Issues - Coupon	Fair	1,002,940.00	1.300	998,640.00	09/30/2013	1.219	04/25/2017	1,120	04/25/2014	
3135G0TH6	1171	Federal Agency Issues - Coupon	Fair	1,997,000.00	0.480	1,994,600.00	09/30/2013	0.545	01/29/2016	668	04/29/2014	
3135G0TR4	1176	Federal Agency Issues - Coupon	Fair	1,501,845.00	0.650	1,501,845.00		0.595	01/15/2016	654	01/15/2015	
3135G0YW7	1184	Federal Agency Issues - Coupon	Fair	2,004,840.00	0.750	2,004,840.00		0.668	11/25/2016	969	11/25/2014	
3136G1EM7	1188	Federal Agency Issues - Coupon	Fair	2,000,000.00	0.750	2,000,000.00		0.749	11/28/2016	972	05/28/2014	
3135G0NR0	1212	Federal Agency Issues - Coupon	Fair	1,997,960.00	1.100	1,983,740.00	09/30/2013	1.128	08/28/2017	1,245	05/28/2014	
3136G0SB8	1065	Federal Agency Issued - Step Up	Fair	2,100,000.00	1.000	2,081,772.00	09/30/2013	0.925	07/17/2017	1,203	07/17/2014	
3136G0WT4	1071	Federal Agency Issued - Step Up	Fair	3,500,000.00	0.625	3,492,580.00	09/30/2013	0.600	08/28/2017	1,245	05/28/2014	
3136G05U1	1091	Federal Agency Issued - Step Up	Fair	3,000,000.00	0.750	2,959,680.00	09/30/2013	1.216	06/04/2018	1,525	06/04/2014	
3136G13P2	1095	Federal Agency Issued - Step Up	Fair	1,500,000.00	0.700	1,479,690.00	09/30/2013	1.048	12/26/2017	1,365	06/26/2014	
3136G16R5	1097	Federal Agency Issued - Step Up	Fair	2,000,000.00	0.625	1,971,320.00	09/30/2013	0.610	12/27/2017	1,366	06/27/2014	
3136G1BZ1	1105	Federal Agency Issued - Step Up	Fair	2,000,000.00	0.500	1,981,840.00	09/30/2013	1.149	01/30/2018	1,400	04/30/2014	
3136G1CS6	1109	Federal Agency Issued - Step Up	Fair	1,999,000.00	0.700	1,990,840.00	09/30/2013	1.230	02/14/2018	1,415	02/14/2015	
3136G1BX6	1111	Federal Agency Issued - Step Up	Fair	2,195,600.00	0.600	2,183,170.00	09/30/2013	0.622	01/30/2018	1,400	04/30/2014	
3136G1QU3	1112	Federal Agency Issued - Step Up	Fair	1,997,000.00	0.700	1,968,020.00	09/30/2013	1.050	01/30/2018	1,400	04/30/2014	
3136G1BD0	1113	Federal Agency Issued - Step Up	Fair	1,997,780.00	0.750	1,969,880.00	09/30/2013	1.072	01/30/2018	1,400	04/30/2014	
3136G16V6	1121	Federal Agency Issued - Step Up	Fair	2,000,000.00	0.700	1,979,420.00	09/30/2013	0.683	12/27/2017	1,366	06/27/2014	
3136G1G94	1122	Federal Agency Issued - Step Up	Fair	1,550,000.00	0.700	1,550,620.00	09/30/2013	0.670	03/20/2018	1,449	06/20/2014	
3136G1KB4	1129	Federal Agency Issued - Step Up	Fair	2,000,000.00	0.750	1,965,800.00	09/30/2013	1.072	04/16/2018	1,476	04/16/2014	
3136G1LJ6	1137	Federal Agency Issued - Step Up	Fair	2,000,000.00	0.625	1,962,720.00	09/30/2013	1.145	05/08/2018	1,498	05/08/2014	
3136G1B32	1153	Federal Agency Issued - Step Up	Fair	1,960,000.00	0.700	1,969,420.00	09/30/2013	1.640	01/30/2018	1,400	04/30/2014	
3136G0SR0	1174	Federal Agency Issued - Step Up	Fair	1,976,400.00	0.750	1,978,000.00	09/30/2013	1.400	11/13/2017	1,322	05/13/2014	
3136G0XC0	1179	Federal Agency Issued - Step Up	Fair	1,080,253.13	0.750	1,080,253.13		0.866	08/28/2017	1,245	05/28/2014	
3136G0K91	1180	Federal Agency Issued - Step Up	Fair	2,000,000.00	0.625	2,000,000.00		0.625	04/11/2017	1,106	04/11/2014	
3136G1AJ8	1183	Federal Agency Issued - Step Up	Fair	491,930.63	0.700	491,930.63		0.997	01/30/2018	1,400	04/30/2014	
3136G1B99	1192	Federal Agency Issued - Step Up	Fair	1,994,800.00	0.750	1,994,800.00		0.815	01/30/2018	1,400	04/30/2014	
3135G0XJ7	1199	Federal Agency Issued - Step Up	Fair	997,000.00	0.500	997,000.00		0.581	11/22/2017	1,331	05/22/2014	
3136G0S69	1216	Federal Agency Issued - Step Up	Fair	1,192,500.00	0.600	1,192,500.00		0.776	10/30/2017	1,308	04/30/2014	
3136FPEV5	886	Federal Agency Issued - Step Up	Fair	2,000,000.00	2.200	2,070,160.00	09/30/2013	2.031	09/16/2015	533		
31379MF79	423290	ARM Pools	Fair	8,824.42	2.622	8,806.93	09/30/2013	5.068	06/01/2026	4,444		
Subtotal and Average				95,163,098.48		94,311,155.25		0.943		1,255		

Charlotte County
Investments by Issuer
Sorted by Fund

CUSIP	Investment #	Security Type	Investment Class	Book Value	Current Rate	Market Value	Market Date	YTM 365	Redemption Date	Days To Maturity	Call Date	Collateral
SBA Pool												
8316JY75	507934	SBA Pools	Fair	940,721.11	2.878	916,205.35	09/30/2013	6.032	11/25/2018	1,699		
83164JZU3	507955	SBA Pools	Fair	982,170.00	3.272	957,324.17	09/30/2013	10.644	01/25/2019	1,760		
83164J3N4	508005	SBA Pools	Fair	1,115,335.55	3.083	1,090,151.90	09/30/2013	2.905	01/25/2019	1,760		
83164J4C7	508019	SBA Pools	Fair	939,919.46	3.115	982,873.78	09/30/2013	4.338	01/25/2019	1,760		
83164J6V3	508084	SBA Pools	Fair	1,021,822.13	2.205	1,004,352.50	09/30/2013	2.081	04/25/2019	1,850		
83164KBA0	508133	SBA Pools	Fair	1,257,846.67	3.435	1,227,065.74	09/30/2013	10.720	04/25/2019	1,850		
Subtotal and Average				6,257,814.92		6,177,973.44		6.241		1,783		
State Board of Administration												
SBA	SBA	State Board of Administration	Fair	176,526,714.42	0.150	176,526,714.42	09/30/2010	0.150		1		
Subtotal and Average				176,526,714.42		176,526,714.42		0.150		1		
Total and Average				520,620,093.91		518,699,406.60		0.764		603		

BARBARA T. SCOTT
CLERK OF THE CIRCUIT COURT



CIRCUIT COURT • COUNTY COURT • COUNTY RECORDER • CLERK BOARD OF COUNTY COMMISSIONERS


**RECAP OF CLERK'S OFFICE MEMORANDUM
FOR THE BOARD OF COUNTY COMMISSIONERS**

May 13, 2014

Memorandum #2 - Total Disbursements for the Period

350 East Marion Avenue
P.O. Box 511687 Punta Gorda Florida 33951-1687
Punta Gorda 941-637-2199 Murdock 941-743-1400 Englewood 941-474-1220

BARBARA T. SCOTT
CLERK OF THE CIRCUIT COURT



CIRCUIT COURT • COUNTY COURT • COUNTY RECORDER • CLERK BOARD OF COUNTY COMMISSIONERS

MEMORANDUM NO. 2

TO: BOARD OF COUNTY COMMISSIONERS Action _____
Cc: County Administrator By _____
County Attorney Date _____

DATE: May 13, 2014

SUBJECT: Total Disbursements for the period April 10, 2014 through April 23, 2014
in the amount of \$10,608,411.36 is summarized as follows:

Accounts Payable	\$ 6,891,559.30
Payroll	\$ 3,716,852.06
TOTAL DISBURSEMENTS	\$ <u>10,608,411.36</u>

DISBURSEMENTS

Accounts Payable Final Check Journal Dated
April 10, 2014 thru April 23, 2014
Warrants #s 245357-246788

0001	GENERAL FUND	\$	1,112,129.72
1001	COUNTY TRANSPORTATION TRUST FUND	\$	1,002,971.91
1012	FINE & FORFEITURE	\$	40,801.68
1019	CHARCO LEGAL AID PROGRAM	\$	5,833.33
1020	RADIO COMMUNICATION	\$	1,871.49
1027	TOURIST DEVELOPMENT	\$	22,554.99
1030	BUILDING CONSTRUCTION SERVICES	\$	15,247.72
1031	CHARLOTTE PUBLIC SAFETY	\$	7,619.35
1034	IT EQUIPMENT REPLACEMENT	\$	1,863.76
1036	GRTR CHARLOTTE ST-LIGHT DIST	\$	136,273.41
1042	NATIVE TREE REPLACEMENT TR	\$	925.00
1054	BOATER REVOLVING	\$	3,530.00
1055	ENHANCED 911 SYSTEM	\$	29.83
1056	LOCAL HOUSING ASSISTANCE TR	\$	2,712.64
1057	SENIOR SERVICES/CHESTER COLE Tr	\$	532.50
1059	CHARLOTTE HARBOR REDEVELOPMENT	\$	374.39
1063	STUMP PASS BEACH RENOURISHMENT	\$	490.00
1081	SPECIAL GRANTS	\$	64,356.09
1083	COMMUNITY DEVELOPMENT GRANT	\$	210.08
1138	NW CHARLOTTE WW MAINT	\$	96,511.45
1186	MID-CHAR STRMWTR UTIL DIST	\$	14,470.15
1187	S CHAR STRMWTR UTIL DIST	\$	1,208.64

1188	W CHAR STRMWTR UTIL DIST	\$	4,580.69
1194	BARRIER ISLANDS FIRE SERVICE	\$	3,834.35
1195	CHARLOTTE COUNTY FIRE RESCUE	\$	32,737.36
1196	LITTLE GASPARILLA ISLAND FIRE SRVC	\$	7,565.11
1198	CHARLOTTE COUNTY HEALTH	\$	676.20
1215	BOCA GRANDE ST/DR-MAINT	\$	6.00
1256	DEEP CREEK N-URB ST/DR-MAINT	\$	340.00
1265	DON PEDRO/KNIGHTS ISLS ST/DR	\$	360.00
1300	GRTR PORT CHARLOTTE ST/DR-MAINT	\$	141,489.35
1304	GROVE CITY ST/DR-MAINT	\$	29.34
1315	HARBOUR HTS ST/DR-MAINT	\$	210.00
1373	MANASOTA KEY ST/DR	\$	42,066.06
1386	NW CHAR N-URB ST/DR-MAINT	\$	5,000.00
1408	PLACIDA AREA ST/DR	\$	40.00
1412	PUNTA GORDA N-URB ST/DR-MAINT	\$	145.00
1438	ROTONDA W ST/DR-MAINT	\$	167,135.71
1446	S BURNT STORE ST/DR-MAINT	\$	10,916.00
1452	SOUTH GULF COVE BEAUTIFICATION MSBU	\$	17,022.52
1454	S GULF COVE N-URB ST/DR-MAINT	\$	7,000.00
1701	CHARLOTTE HARBOR EVENT CENTER	\$	61.40
1706	STADIUM IMPROVEMENT-M & O	\$	145,939.56
3001	CAPITAL PROJECTS	\$	578,252.89
3005	ROAD IMPROVEMENT FUND	\$	205,578.71
3006	STADIUM IMPROVEMENT FUND	\$	43,643.58
3008	SALES TAX EXTENSION 2009	\$	827,714.13

4001	CHARLOTTE SANITATION DIST	\$	4,118.42
4011	CHAR CNTY LANDFILL	\$	42,934.52
4031	UTILITY SYSTEM OPERATING	\$	1,350,669.75
4032	UTILITY SYSTEM CONNECTIONS FEE	\$	129,732.14
4033	UTILITY SYS-SINKING FUND	\$	750.00
4034	UTILITY SYS REN/REPL FUND	\$	387,056.89
4042	UTILITY SYS WATER CONNECT FEE FUND	\$	1,716.00
4145	SPRING LAKE MSBU	\$	43,952.42
5001	SELF-INSURANCE FUND	\$	20,246.15
5011	HEALTH INSURANCE TRUST FUND	\$	4,040.39
5021	VEHICLE MAINTENANCE	\$	65,317.50
7001	SUPERVISOR OF ELECTIONS	\$	5,612.49
8001	PAYROLL ACCOUNT	\$	16,649.63
	TOTAL ACCOUNTS PAYABLE	\$	<u>6,847,658.39</u>

PAYROLL

Payroll Final Check Journal Dated

April 10, 2014 thru April 23, 2014

Warrants # 4054513 thru 4054541 Plus Direct Deposit

0001	GENERAL FUND	\$	1,570,326.72
1001	COUNTY TRANSPORTATION TRUST FUND	\$	410,914.52
1012	FINE & FORFEITURE	\$	54,407.25
1020	RADIO COMMUNICATION	\$	5,090.43
1027	TOURIST DEVELOPMENT	\$	22,011.32
1030	BUILDING CONSTRUCTION SERVICES	\$	76,880.34
1031	CHARLOTTE PUBLIC SAFETY	\$	15,828.59
1036	GRTR CHARLOTTE ST-LIGHT DIST	\$	31,255.79
1056	LOCAL HOUSING ASSISTANCE TR	\$	9,144.72
1081	SPECIAL GRANTS	\$	33,058.07
1083	COMMUNITY DEVELOPMENT GRANT	\$	4,288.15
1087	COMMUNITY HEALTH GRANT FUND	\$	825.12
1195	CHARLOTTE COUNTY FIRE RESCUE	\$	705,489.10
1706	STADIUM IMPROVEMENT-M & O	\$	10,192.41
4011	CHAR CNTY LANDFILL	\$	75,968.59
4031	UTILITY SYSTEM OPERATING	\$	590,267.59
4032	UTILITY SYSTEM CONNECTIONS FEE	\$	13,115.08
4034	UTILITY SYS REN/REPL FUND	\$	302.81
4042	UTILITY SYS WATER CONNECT FEE FUND	\$	330.10
4112	NORTH SHORE WSTWTR MSBU	\$	326.86
4145	SPRING LAKE MSBU	\$	1,756.91
5001	SELF-INSURANCE FUND	\$	8,660.92
5011	HEALTH INSURANCE TRUST FUND	\$	6,307.16

5021	VEHICLE MAINTENANCE	\$	27,071.00
7001	SUPERVISOR OF ELECTIONS	\$	43,032.51
	TOTAL PAYROLL	\$	<u>3,716,852.06</u>