

Charlotte County Board Of County Commissioners
Agenda Item Summary

1 DEPARTMENT MAKING REQUEST

2 MEETING DATE

C'Yf_'cZ7ci fh9/9/2014 9:00:00 AM

3 REQUESTED MOTION/ACTION

Clerk of Court's County Investment Report, June 30, 2014.

4 AGENDA

5 IS THIS ITEM BUDGETED (IF APPLICABLE) -

Budget Action
No action needed.

Financial Impact Summary Statement


Detailed Analysis Attached -

Budget Officer-

6 BACKGROUND (Why is this Action Necessary, and What Action will be accomplished)

ATTACHMENTS:

Name:	Description:	Type:
<input type="checkbox"/> County Investment Report, June 30, 2014.pdf	County Investment Report, June 30, 2014	Cover Memo



Charlotte County

BARBARA T. SCOTT
Clerk of the Circuit Court and County Comptroller

350 E. Marion Ave. P.O. Box 511687 Punta Gorda, FL 33951 (941) 505-4716

MEMORANDUM

TO: Board of County Commissioners
DATE: August 13, 2014
SUBJECT: **Reports Received and Filed/Informational
County Investment Report, June 30, 2014**


Attached for your information is the Investment Report for the County for the quarter ended June 30, 2014.

If you have any questions, please do not hesitate to call.

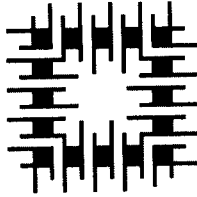
Thank you.

BARBARA T SCOTT
CLERK OF THE CIRCUIT COURT and COUNTY COMPTROLLER

BY:



Tommy Q. White, Chief Deputy Board Services

TQW/sc




Charlotte County Summary by Type June 30, 2014

Security Type	Number of Investments	Par Value	Book Value	% of Portfolio	Average YTM 365	Average Days to Maturity
Federal Agency Issues - Coupon	81	140,768,000.00	141,314,227.40	28.98	1.008	1,171
Federal Agency Issues - Step Up	50	91,213,000.00	91,047,022.51	18.67	0.988	1,370
ARM Pools	2	10,257.28	10,453.08	0.00	4.952	4,364
State Board of Administration	1	145,079,849.71	145,079,849.71	29.75	0.160	1
Overnight Cash Investment	1	59,401,302.31	59,401,302.31	12.18	0.190	1
Managed Pool Accounts - FLGIT	2	45,000,000.00	45,000,000.00	9.23	1.727	1
SBA Pools	6	5,508,268.19	5,833,639.93	1.20	6.282	1,692
Total and Average	143	486,980,677.49	487,686,494.94	100.00	0.782	616



Charlotte County Summary by Issuer June 30, 2014

Issuer	Number of Investments	Par Value	Book Value	% of Portfolio	Average YTM 365	Average Days to Maturity
Overnight Cash Investment	1	59,401,302.31	59,401,302.31	12.18	0.190	1
Federal Farm Credit Bank	18	27,350,000.00	27,348,619.00	5.61	0.937	1,106
Federal Home Loan Bank	47	86,755,000.00	86,888,464.85	17.82	1.040	1,362
Federal Home Loan Mtg Corp	18	33,181,783.16	33,395,748.72	6.85	0.992	1,140
Florida Local Government Invest	2	45,000,000.00	45,000,000.00	9.23	1.727	1
Federal National Mtg Assn	50	84,704,474.12	84,738,870.42	17.38	0.983	1,203
SBA Pool	6	5,508,268.19	5,833,639.93	1.20	6.282	1,692
State Board of Administration	1	145,079,849.71	145,079,849.71	29.75	0.160	1
Total and Average	143	486,980,677.49	487,686,494.94	100.00	0.782	616



**Charlotte County
Investments by Issuer
Active Investments
Sorted by Fund
June 30, 2014**

CUSIP	Investment #	Security Type	Investment Class	Book Value	Current Rate	Market Value	Market Date	YTM 365	Redemption Date	Days To Maturity	Call Date	Collateral
Overnight Cash Investment												
SYS111111	111111	Overnight Cash Investment	Amort	59,401,302.31	0.190	59,401,302.31		0.190		1		
				Subtotal and Average		59,401,302.31		0.190		1		
Federal Farm Credit Bank												
3133EAZ76	1076	Federal Agency Issues - Coupon	Fair	2,000,000.00	0.690	1,995,880.00	09/30/2013	0.690	09/26/2016	818		
3133EAF86	1081	Federal Agency Issues - Coupon	Fair	2,005,500.00	0.970	1,980,760.00	09/30/2013	0.911	08/07/2017	1,133		
3133ECB45	1096	Federal Agency Issues - Coupon	Fair	2,000,000.00	0.900	1,963,340.00	09/30/2013	0.900	12/26/2017	1,274		
3133EA2L1	1103	Federal Agency Issues - Coupon	Fair	700,000.00	0.720	694,624.00	09/30/2013	0.720	12/27/2016	910		
3133ECL44	1126	Federal Agency Issues - Coupon	Fair	2,000,000.00	1.000	1,958,080.00	09/30/2013	1.000	04/11/2018	1,380		
3133ECP32	1135	Federal Agency Issues - Coupon	Fair	1,998,240.00	0.650	1,966,200.00	09/30/2013	0.672	05/09/2017	1,043		
3133ECP40	1136	Federal Agency Issues - Coupon	Fair	2,995,200.00	0.640	2,948,250.00	09/30/2013	0.681	05/09/2017	1,043		
3133ECN23	1138	Federal Agency Issues - Coupon	Fair	1,997,200.00	0.840	1,953,160.00	09/30/2013	0.870	02/09/2018	1,319		
3133ECR30	1149	Federal Agency Issues - Coupon	Fair	1,990,000.00	0.960	1,985,960.00	09/30/2013	1.089	06/05/2017	1,070		
3133ED7B2	1182	Federal Agency Issues - Coupon	Fair	2,000,000.00	1.300	2,000,000.00		1.300	11/13/2014	1,231		
3133ED5T5	1190	Federal Agency Issues - Coupon	Fair	1,050,000.00	0.375	1,050,000.00		0.376	10/28/2015	484		
3133EAZ76	1196	Federal Agency Issues - Coupon	Fair	3,000,000.00	0.690	2,993,820.00	09/30/2013	0.692	09/26/2016	818		
3133ECZB3	1204	Federal Agency Issues - Coupon	Fair	808,304.00	2.280	808,304.00		2.042	09/11/2014	1,533		
3133ED2Q4	1228	Federal Agency Issues - Coupon	Fair	503,125.00	2.080	503,125.00		1.931	09/24/2014	1,546		
3133EAK49	1238	Federal Agency Issues - Coupon	Fair	249,975.00	0.980	249,975.00		0.982	08/15/2017	1,141		
3133ED5J7	1241	Federal Agency Issues - Coupon	Fair	301,050.00	1.970	301,050.00		1.886	10/23/2018	1,575		
3133ECX41	1242	Federal Agency Issues - Coupon	Fair	752,025.00	2.300	752,025.00		2.243	08/12/2019	1,868		
3133ECAQ7	1247	Federal Agency Issues - Coupon	Fair	998,000.00	0.540	998,000.00		0.630	09/19/2016	811		
				Subtotal and Average		27,102,553.00		0.937		1,105		
Federal Home Loan Bank												
313381M69	1100	Federal Agency Issues - Coupon	Fair	2,000,000.00	1.000	1,964,940.00	09/30/2013	1.000	01/16/2018	1,295		07/16/2014
313381UK9	1102	Federal Agency Issues - Coupon	Fair	1,600,000.00	0.500	1,592,336.00	09/30/2013	0.500	07/29/2016	759		07/29/2014
313382A94	1115	Federal Agency Issues - Coupon	Fair	2,000,000.00	1.250	1,968,520.00	09/30/2013	1.250	02/28/2018	1,338		
313382P56	1125	Federal Agency Issues - Coupon	Fair	2,000,000.00	1.150	1,957,540.00	09/30/2013	1.150	07/11/2018	1,471		
313381C29	1127	Federal Agency Issues - Coupon	Fair	2,000,000.00	1.050	1,952,880.00	09/30/2013	1.050	06/04/2018	1,434		
313380Z34	1143	Federal Agency Issues - Coupon	Fair	1,491,600.00	0.900	1,476,000.00	09/30/2013	1.031	10/23/2017	1,210		

**Charlotte County
Investments by Issuer
Sorted by Fund**

CUSIP	Investment #	Security Type	Investment Class	Book Value	Current Rate	Market Value	Market Date	YTM	Redemption Date	Days To Maturity	Call Date	Collateral
313383F97	1146	Federal Agency Issues - Coupon	Fair	2,000,000.00	1.050	1,952,060.00	09/30/2013	1.050	03/19/2018	1,357	09/19/2014	
313383F71	1148	Federal Agency Issues - Coupon	Fair	2,000,000.00	1.150	1,949,360.00	09/30/2013	1.150	06/20/2018	1,450	09/20/2014	
313383QM6	1162	Federal Agency Issues - Coupon	Fair	2,021,200.00	1.950	2,020,800.00	09/30/2013	1.727	07/24/2018	1,484	07/24/2015	
3130A03J7	1186	Federal Agency Issues - Coupon	Fair	2,024,840.00	2.125	2,024,840.00		1.853	09/26/2018	1,548	09/26/2014	
3130A0TR1	1203	Federal Agency Issues - Coupon	Fair	2,004,780.00	1.000	2,004,780.00		0.925	05/19/2017	1,053	08/19/2014	
3130A0XP0	1205	Federal Agency Issues - Coupon	Fair	2,681,492.60	2.000	2,681,492.60		1.738	11/28/2018	1,611	11/28/2014	
3130A0H45	1206	Federal Agency Issues - Coupon	Fair	850,000.00	0.500	850,000.00		0.500	06/27/2016	727		
313382EU3	1207	Federal Agency Issues - Coupon	Fair	1,000,000.00	0.580	1,000,000.00		0.580	09/21/2016	813		
3130A0YE4	1209	Federal Agency Issues - Coupon	Fair	2,000,000.00	1.000	2,000,000.00		1.000	06/12/2017	1,077	09/12/2014	
3130A0YE4	1210	Federal Agency Issues - Coupon	Fair	600,000.00	1.000	600,000.00		1.000	06/12/2017	1,077	09/12/2014	
3130A0E89	1224	Federal Agency Issues - Coupon	Fair	3,511,445.00	1.740	3,511,445.00		1.667	12/17/2018	1,630	12/17/2014	
3130A1HJ0	1230	Federal Agency Issues - Coupon	Fair	2,432,808.50	1.250	2,432,808.50		1.147	07/17/2017	1,112	10/17/2014	
3133XGJA3	1234	Federal Agency Issues - Coupon	Fair	555,060.00	5.375	555,060.00		0.544	09/09/2016	801		
3133XVRJ2	1248	Federal Agency Issues - Coupon	Fair	1,067,200.00	3.500	1,067,200.00		0.730	12/09/2016	892		
313381U45	1110	Federal Agency Issues - Step Up	Fair	2,935,000.00	0.875	2,897,930.95	09/30/2013	0.831	07/30/2018	1,490	07/30/2014	
313382DL4	1120	Federal Agency Issues - Step Up	Fair	2,000,000.00	0.750	1,980,580.00	09/30/2013	1.002	03/13/2018	1,351	09/13/2014	
313382FL2	1124	Federal Agency Issues - Step Up	Fair	2,000,000.00	0.750	1,976,100.00	09/30/2013	0.725	03/27/2018	1,365	09/27/2014	
313382QA4	1132	Federal Agency Issues - Step Up	Fair	1,250,000.00	0.750	1,233,637.50	09/30/2013	1.216	04/25/2018	1,394	07/25/2014	
313382V26	1134	Federal Agency Issues - Step Up	Fair	1,999,300.00	0.625	1,966,900.00	09/30/2013	0.607	04/30/2018	1,399	07/30/2014	
313383E0	1139	Federal Agency Issues - Step Up	Fair	2,000,000.00	0.750	1,961,120.00	09/30/2013	0.700	05/22/2018	1,421	08/22/2014	
313383P2	1141	Federal Agency Issues - Step Up	Fair	1,998,500.00	0.625	1,952,720.00	09/30/2013	1.085	05/23/2018	1,422	08/23/2014	
313383FX4	1152	Federal Agency Issues - Step Up	Fair	2,015,406.25	0.500	2,023,924.00	09/30/2013	1.727	06/19/2018	1,449	09/19/2014	
313381XS9	1163	Federal Agency Issues - Step Up	Fair	2,639,422.50	0.600	2,656,596.00	09/30/2013	1.525	01/30/2018	1,309	07/30/2014	
3130A0LS7	1194	Federal Agency Issues - Step Up	Fair	2,000,000.00	0.500	2,000,000.00		0.500	07/30/2018	1,490	07/30/2014	
3130A0ZC7	1208	Federal Agency Issues - Step Up	Fair	2,000,000.00	0.500	2,000,000.00		0.500	03/12/2019	1,715	09/12/2014	
3130A14Q8	1213	Federal Agency Issues - Step Up	Fair	1,000,000.00	1.000	1,000,000.00		1.000	03/18/2019	1,721	09/18/2014	
3130A1200	1214	Federal Agency Issues - Step Up	Fair	2,000,000.00	0.500	2,000,000.00		0.500	09/20/2017	1,177	09/20/2014	
3130A12G0	1215	Federal Agency Issues - Step Up	Fair	2,000,000.00	0.750	2,000,000.00		1.418	09/20/2017	1,177	09/20/2014	
3130A1EM6	1217	Federal Agency Issues - Step Up	Fair	2,000,000.00	0.750	2,000,000.00		0.750	03/26/2018	1,364	09/26/2014	
3130A1F94	1219	Federal Agency Issues - Step Up	Fair	2,000,000.00	0.750	2,000,000.00		0.500	03/27/2017	1,000	09/27/2014	
3130A1DG0	1223	Federal Agency Issues - Step Up	Fair	999,700.00	0.500	999,700.00		0.509	10/10/2017	1,197	07/10/2014	
313381WN1	1226	Federal Agency Issues - Step Up	Fair	1,995,000.00	0.750	1,995,000.00		0.816	02/07/2018	1,317	02/07/2015	
3130A1LA4	1227	Federal Agency Issues - Step Up	Fair	2,000,000.00	1.500	2,000,000.00		1.500	04/29/2019	1,763	07/29/2014	
3130A25A0	1236	Federal Agency Issues - Step Up	Fair	1,997,000.00	1.000	1,997,000.00		1.031	05/28/2019	1,792	11/28/2014	
3130A1ZR2	1240	Federal Agency Issues - Step Up	Fair	2,000,000.00	0.500	2,000,000.00		0.500	06/12/2017	1,077	09/12/2014	
3130A24H6	1243	Federal Agency Issues - Step Up	Fair	2,570,000.00	1.000	2,570,000.00		1.000	06/19/2019	1,814	12/19/2014	
3130A26L5	1244	Federal Agency Issues - Step Up	Fair	200,000.00	1.000	200,000.00		1.000	06/26/2019	1,821	12/26/2014	
3130A2AT3	1245	Federal Agency Issues - Step Up	Fair	1,998,000.00	0.500	1,998,000.00		0.520	06/26/2019	1,821	09/26/2014	

Charlotte County
Investments by Issuer
Sorted by Fund

CUSIP	Investment #	Security Type	Investment Class	Book Value	Current Rate	Market Value	Market Date	YTM	Redemption Date	Days To Maturity	Call Date	Collateral
3130A26Y7	1246	Federal Agency Issued - Step Up	Fair	3,450,000.00	0.750	3,450,000.00		0.750	12/26/2017	1,274	09/26/2014	
3130A2AT3	1249	Federal Agency Issued - Step Up	Fair	999,500.00	0.500	999,500.00		3.079	06/26/2019	1,821	09/26/2014	
313383L41	1251	Federal Agency Issued - Step Up	Fair	1,001,210.00	1.000	1,001,210.00		0.975	06/27/2019	1,822	09/27/2014	
Subtotal and Average				86,888,464.85		86,421,980.55		1.040		1,382		

Federal Home Loan Mtg Corp

3134G3LW8	1051	Federal Agency Issues - Coupon	Fair	3,034,410.00	1.250	2,997,900.00	09/30/2013	1.000	02/17/2017	962	02/17/2015	
3134G3XB1	1073	Federal Agency Issues - Coupon	Fair	2,023,080.00	1.250	1,979,520.00	09/30/2013	1.026	12/27/2017	1,275		
3134G3WX4	1088	Federal Agency Issues - Coupon	Fair	1,016,630.00	1.250	989,820.00	09/30/2013	0.914	12/15/2017	1,263	06/15/2015	
3134G3M31	1089	Federal Agency Issues - Coupon	Fair	2,008,620.00	1.000	1,976,300.00	09/30/2013	0.910	09/27/2017	1,184		
3134G3ZK9	1098	Federal Agency Issues - Coupon	Fair	1,006,250.00	1.200	980,790.00	09/30/2013	1.085	07/30/2018	1,490	07/30/2014	
3134G3ZK9	1101	Federal Agency Issues - Coupon	Fair	1,307,904.00	1.200	1,275,027.00	09/30/2013	1.087	07/30/2018	1,490	07/30/2014	
3134G45L8	1142	Federal Agency Issues - Coupon	Fair	2,000,000.00	0.625	1,986,020.00	09/30/2013	0.625	11/25/2016	878	08/25/2014	
3134G43L0	1145	Federal Agency Issues - Coupon	Fair	1,390,200.00	1.100	1,361,864.00	09/30/2013	1.248	05/07/2018	1,406	08/07/2014	
3134G47G7	1150	Federal Agency Issues - Coupon	Fair	2,000,000.00	1.400	1,972,520.00	09/30/2013	1.400	06/26/2018	1,456	09/26/2014	
3134G4GZ5	1178	Federal Agency Issues - Coupon	Fair	2,857,026.50	2.100	2,857,026.50		1.897	10/16/2018	1,568	10/16/2014	
3134G4EA2	1191	Federal Agency Issues - Coupon	Fair	4,002,200.00	0.400	4,002,200.00		0.364	08/05/2015	400	08/05/2014	
3134G4UU0	1202	Federal Agency Issues - Coupon	Fair	2,000,000.00	0.600	2,000,000.00		0.600	08/26/2016	787	08/26/2014	
3134G4R91	1221	Federal Agency Issues - Coupon	Fair	1,997,000.00	0.750	1,997,000.00		0.804	12/30/2016	913	12/30/2014	
3134G4S90	1222	Federal Agency Issues - Coupon	Fair	1,999,000.00	0.800	1,999,000.00		0.818	12/30/2016	913	12/30/2015	
3134G4UQ9	1231	Federal Agency Issues - Coupon	Fair	2,177,885.50	1.750	2,177,885.50		1.465	02/19/2019	1,694	02/19/2016	
3128X2RE7	1233	Federal Agency Issues - Coupon	Fair	557,000.00	5.350	557,000.00		0.471	11/01/2016	854		
3134G4TX6	1195	Federal Agency Issued - Step Up	Fair	2,016,720.00	1.250	2,016,720.00		1.078	01/30/2019	1,674	01/30/2015	
3128HDCB3	846366	ARM Pools	Fair	1,822.72	2.643	1,803.84	09/30/2013	4.403	08/01/2026	4,414		
Subtotal and Average				33,395,748.72		33,128,396.84		0.992		1,140		

Florida Local Government Invest

SYS999998	999998	Managed Pool Accounts - FLGIT	Amort	15,000,000.00	0.140	15,000,000.00	09/30/2010	0.140		1		
SYS999999	999999	Managed Pool Accounts - FLGIT	Fair	30,000,000.00	2.520	30,000,000.00	09/30/2010	2.520		1		
Subtotal and Average				45,000,000.00		45,000,000.00		1.727		1		

Federal National Mtg Assn

3135G0NH2	1072	Federal Agency Issues - Coupon	Fair	2,600,000.00	0.950	2,571,114.00	09/30/2013	0.950	08/23/2017	1,149	08/23/2014	
3135G0PP2	1077	Federal Agency Issues - Coupon	Fair	663,187.80	1.000	654,990.60	09/30/2013	0.900	09/20/2017	1,177		
3136G0ZH7	1079	Federal Agency Issues - Coupon	Fair	2,019,140.00	1.050	1,970,320.00	09/30/2013	0.851	09/05/2017	1,162	09/05/2014	
3135G0NR0	1085	Federal Agency Issues - Coupon	Fair	2,008,120.00	1.100	1,983,740.00	09/30/2013	1.013	08/28/2017	1,154	08/28/2014	
3136G03Z2	1086	Federal Agency Issues - Coupon	Fair	2,000,000.00	0.750	1,991,460.00	09/30/2013	0.701	10/30/2017	1,217	10/30/2014	

Charlotte County
Investments by Issuer
Sorted by Fund

CUSIP	Investment #	Security Type	Investment Class	Book Value	Current Rate	Market Value	Market Date	YTM 365	Redemption Date	Days To Maturity	Call Date	Collateral
3136G04Q1	1090	Federal Agency Issues - Coupon	Fair	2,039,740.00	1.500	2,008,720.00	09/30/2013	1.091	11/20/2017	1,238	11/20/2014	
3136G0PM7	1092	Federal Agency Issues - Coupon	Fair	2,025,200.00	1.365	1,977,640.00	09/30/2013	1.131	06/27/2018	1,457		
3136G0C66	1093	Federal Agency Issues - Coupon	Fair	3,023,700.00	0.950	2,960,160.00	09/30/2013	0.781	09/19/2017	1,176	09/19/2014	
3136G0V57	1094	Federal Agency Issues - Coupon	Fair	2,005,000.00	1.000	1,951,480.00	09/30/2013	0.953	04/30/2018	1,399		
3136G0WM9	1104	Federal Agency Issues - Coupon	Fair	978,000.00	0.875	966,087.96	09/30/2013	0.875	05/22/2017	1,056	08/22/2014	
3136FTXU8	1116	Federal Agency Issues - Coupon	Fair	1,013,500.00	1.250	1,005,910.00	09/30/2013	0.889	12/29/2016	912	12/29/2014	
3136G1F87	1117	Federal Agency Issues - Coupon	Fair	2,000,000.00	0.500	1,995,060.00	09/30/2013	0.500	03/04/2016	612	03/04/2015	
3136G1BZ1	1119	Federal Agency Issues - Coupon	Fair	1,998,200.00	0.500	1,981,840.00	09/30/2013	1.170	01/30/2018	1,309	07/30/2014	
3135G0VL4	1123	Federal Agency Issues - Coupon	Fair	2,000,000.00	1.125	1,969,080.00	09/30/2013	1.125	03/20/2018	1,358	09/20/2014	
3136G07E5	1128	Federal Agency Issues - Coupon	Fair	2,005,720.00	0.625	1,981,560.00	09/30/2013	0.545	11/28/2016	881	11/28/2014	
3135G0VL4	1130	Federal Agency Issues - Coupon	Fair	751,687.50	1.125	738,405.00	09/30/2013	1.078	03/20/2018	1,358	09/20/2014	
3136G0YL9	1131	Federal Agency Issues - Coupon	Fair	1,010,000.00	1.250	979,600.00	09/30/2013	1.057	08/28/2018	1,519	08/28/2014	
3136G1FV6	1133	Federal Agency Issues - Coupon	Fair	2,013,020.00	1.250	1,960,280.00	09/30/2013	1.125	09/13/2018	1,535		
3136G1LT4	1140	Federal Agency Issues - Coupon	Fair	2,000,000.00	0.500	1,978,740.00	09/30/2013	0.500	11/28/2016	881	08/28/2014	
3136G0Y47	1144	Federal Agency Issues - Coupon	Fair	2,958,750.00	1.060	2,905,560.00	09/30/2013	1.352	04/30/2018	1,399	07/30/2014	
3135G0YR4	1176	Federal Agency Issues - Coupon	Fair	1,501,845.00	0.650	1,501,845.00		0.595	01/15/2016	563	01/15/2015	
3135G0YW7	1184	Federal Agency Issues - Coupon	Fair	2,004,840.00	0.750	2,004,840.00		0.668	11/25/2016	878	11/25/2014	
3135G0NR0	1212	Federal Agency Issues - Coupon	Fair	1,997,960.00	1.100	1,983,740.00	09/30/2013	1.128	08/28/2017	1,154	08/28/2014	
3136G1NQ8	1225	Federal Agency Issues - Coupon	Fair	1,000,000.00	1.000	1,000,000.00		1.000	06/19/2017	1,084	09/19/2014	
3136FTE62	1235	Federal Agency Issues - Coupon	Fair	1,007,040.00	1.750	1,007,040.00		1.592	02/06/2019	1,681	02/06/2015	
3136G0P39	1237	Federal Agency Issues - Coupon	Fair	198,326.00	1.200	198,326.00		1.400	09/27/2018	1,549	09/27/2014	
3136G1YH6	1239	Federal Agency Issues - Coupon	Fair	1,925,000.00	0.650	1,925,000.00		0.650	12/27/2016	910	09/27/2014	
3136G0SB8	1065	Federal Agency Issues - Step Up	Fair	2,100,000.00	1.000	2,081,772.00	09/30/2013	0.925	07/17/2017	1,112	07/17/2014	
3136G05U1	1091	Federal Agency Issues - Step Up	Fair	3,000,000.00	0.750	2,959,680.00	09/30/2013	1.216	06/04/2018	1,434	09/04/2014	
3136G13P2	1095	Federal Agency Issues - Step Up	Fair	1,500,000.00	0.700	1,479,690.00	09/30/2013	1.048	12/26/2017	1,274	09/26/2014	
3136G16R5	1097	Federal Agency Issues - Step Up	Fair	2,000,000.00	0.625	1,971,320.00	09/30/2013	0.610	12/27/2017	1,275	09/27/2014	
3136G1BZ1	1105	Federal Agency Issues - Step Up	Fair	2,000,000.00	0.500	1,981,840.00	09/30/2013	1.149	01/30/2018	1,309	07/30/2014	
3136G1CS6	1109	Federal Agency Issues - Step Up	Fair	1,999,000.00	0.700	1,990,840.00	09/30/2013	1.230	02/14/2018	1,324	02/14/2015	
3136G1BX6	1111	Federal Agency Issues - Step Up	Fair	2,195,600.00	0.600	2,183,170.00	09/30/2013	0.622	01/30/2018	1,309	07/30/2014	
3136G1QU3	1112	Federal Agency Issues - Step Up	Fair	1,997,000.00	0.700	1,968,020.00	09/30/2013	1.050	01/30/2018	1,309	07/30/2014	
3136G1BD0	1113	Federal Agency Issues - Step Up	Fair	1,997,780.00	0.750	1,969,880.00	09/30/2013	1.072	01/30/2018	1,309	07/30/2014	
3136G16V6	1121	Federal Agency Issues - Step Up	Fair	2,000,000.00	0.700	1,979,420.00	09/30/2013	0.683	12/27/2017	1,275	12/27/2014	
3136G1KB4	1129	Federal Agency Issues - Step Up	Fair	2,000,000.00	0.875	1,965,800.00	09/30/2013	0.850	04/16/2018	1,385	07/16/2014	
3136G1LJ6	1137	Federal Agency Issues - Step Up	Fair	2,000,000.00	0.625	1,962,720.00	09/30/2013	1.145	05/08/2018	1,407	08/08/2014	
3136G1B32	1153	Federal Agency Issues - Step Up	Fair	1,960,000.00	0.700	1,969,420.00	09/30/2013	1.640	01/30/2018	1,309	07/30/2014	
3136G0SR0	1174	Federal Agency Issues - Step Up	Fair	1,976,400.00	0.750	1,978,000.00	09/30/2013	1.400	11/13/2017	1,231	08/13/2014	
3136G0XC0	1179	Federal Agency Issues - Step Up	Fair	1,080,253.13	0.750	1,080,253.13		0.866	08/28/2017	1,154	08/28/2014	
3136G1AJ8	1183	Federal Agency Issues - Step Up	Fair	491,930.63	0.700	491,930.63		0.997	01/30/2018	1,309	07/30/2014	

Charlotte County
Investments by Issuer
Sorted by Fund

CUSIP	Investment #	Security Type	Investment Class	Book Value	Current Rate	Market Value	Market Date	YTM 365	Redemption Date	Days To Maturity	Call Date	Collateral
3136G1B99	1192	Federal Agency Issued - Step Up	Fair	1,994,800.00	0.750	1,994,800.00		0.815	01/30/2018	1,309	07/30/2014	
3135G0XJ7	1199	Federal Agency Issued - Step Up	Fair	997,000.00	0.750	997,000.00		0.814	11/22/2017	1,240	08/22/2014	
3136G0S69	1216	Federal Agency Issued - Step Up	Fair	1,192,500.00	0.600	1,192,500.00		0.776	10/30/2017	1,217	07/30/2014	
3136G0C90	1232	Federal Agency Issued - Step Up	Fair	500,000.00	0.750	500,000.00		0.750	09/25/2017	1,182	09/25/2014	
3136G1CV9	1250	Federal Agency Issued - Step Up	Fair	1,000,000.00	0.750	1,000,000.00		0.750	02/14/2018	1,324	08/14/2014	
3136FPEV5	886	Federal Agency Issued - Step Up	Fair	2,000,000.00	2.200	2,070,160.00	09/30/2013	2.031	09/16/2015	442		
31379MF79	423290	ARM Pools	Fair	8,630.36	2.624	8,613.27	09/30/2013	5.068	06/01/2026	4,353		
Subtotal and Average				84,738,870.42		83,929,367.59		0.983		1,202		
SBA Pool												
8316JY75	507934	SBA Pools	Fair	879,510.23	2.862	856,589.66	09/30/2013	6.032	11/25/2018	1,608		
83164JZU3	507955	SBA Pools	Fair	930,417.25	3.269	906,880.60	09/30/2013	10.644	01/25/2019	1,669		
83164J3N4	508005	SBA Pools	Fair	1,027,797.26	3.084	1,004,590.18	09/30/2013	2.905	01/25/2019	1,669		
83164J4C7	508019	SBA Pools	Fair	879,895.34	3.117	920,106.56	09/30/2013	4.338	01/25/2019	1,669		
83164J6V3	508084	SBA Pools	Fair	931,862.99	2.195	915,931.36	09/30/2013	2.081	04/25/2019	1,759		
83164KBA0	508133	SBA Pools	Fair	1,184,156.86	3.427	1,155,179.20	09/30/2013	10.720	04/25/2019	1,759		
Subtotal and Average				5,833,639.93		5,759,277.56		6.282		1,692		
State Board of Administration												
SBA	SBA	State Board of Administration	Fair	145,079,849.71	0.160	145,079,849.71	09/30/2010	0.160		1		
Subtotal and Average				145,079,849.71		145,079,849.71		0.160		1		
Total and Average				487,686,494.94		485,822,727.56		0.782		616		