

**Charlotte County Board Of County Commissioners
Agenda Item Summary**

1 DEPARTMENT MAKING REQUEST

Clerk of Court

2 MEETING DATE

11/25/2014 9:00:00 AM

3 REQUESTED MOTION/ACTION

Clerk of Court's County Investment Report, September 30, 2014.

4 AGENDA

5 IS THIS ITEM BUDGETED (IF APPLICABLE) -

Budget Action

No action needed.

Financial Impact Summary Statement

Detailed Analysis Attached -

Budget Officer-

6 BACKGROUND (Why is this Action Necessary, and What Action will be accomplished)

ATTACHMENTS:

Name:

[Informational County Investment Report-September 30, 2014.pdf](#)

Description:

Clerk of Court County Investment Report, September 30, 2014.

Type:

Backup
Material



Charlotte County

BARBARA T. SCOTT
Clerk of the Circuit Court and County Comptroller

350 E. Marion Ave. P.O. Box 511687 Punta Gorda, FL 33951 (941) 505-4716

MEMORANDUM

TO: Board of County Commissioners

DATE: November 14, 2014

SUBJECT: **Reports Received and Filed/Informational
County Investment Report, September 30, 2014**


Attached for your information is the Investment Report for the County for the quarter ended September 30, 2014.

If you have any questions, please do not hesitate to call.

Thank you.


BARBARA T SCOTT
CLERK OF THE CIRCUIT COURT and COUNTY COMPTROLLER

BY:


Tommy Q. White, Chief Deputy Board Services


TQW/sc

Attachments



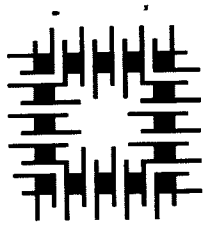
**Fiscal Year Ending 09 30 14
Summary by Type
September 30, 2014**

Security Type	Number of Investments	Par Value	Book Value	% of Portfolio	Average YTM 365	Average Days to Maturity
Federal Agency Issues - Coupon	88	150,918,000.00	151,549,369.03	32.57	1.013	1,080
Federal Agency Issued - Step Up	44	80,563,000.00	80,428,916.26	17.28	1.267	1,263
ARM Pools	2	10,024.80	10,216.17	0.00	4.952	4,272
State Board of Administration	1	139,445,946.43	139,445,946.43	29.97	0.160	1
Overnight Cash Investment	1	43,458,004.44	43,458,004.44	9.34	0.190	1
Managed Pool Accounts - FLGIT	2	45,000,000.00	45,000,000.00	9.67	1.727	1
SBA Pools	6	5,154,023.48	5,458,405.23	1.17	6.251	1,600
Total and Average	144	464,548,999.15	465,350,857.56	100.00	0.855	589



**Fiscal Year Ending 09 30 14
Summary by Issuer
September 30, 2014**

<u>Issuer</u>	<u>Number of Investments</u>	<u>Par Value</u>	<u>Book Value</u>	<u>% of Portfolio</u>	<u>Average YTM 365</u>	<u>Average Days to Maturity</u>
Overnight Cash Investment	1	43,458,004.44	43,458,004.44	9.34	0.190	1
Federal Farm Credit Bank	18	30,400,000.00	30,419,255.63	6.54	0.882	988
Federal Home Loan Bank	42	76,005,000.00	76,222,348.60	16.38	1.308	1,294
Federal Home Loan Mtg Corp	22	36,981,742.72	37,211,222.39	8.00	1.054	1,050
Florida Local Government Invst	2	45,000,000.00	45,000,000.00	9.67	1.727	1
Federal National Mtg Assn	52	88,104,282.08	88,135,674.84	18.94	1.017	1,107
SBA Pool	6	5,154,023.48	5,458,405.23	1.17	6.251	1,600
State Board of Administration	1	139,445,946.43	139,445,946.43	29.97	0.160	1
Total and Average	144	464,548,999.15	465,350,857.56	100.00	0.855	589



Fiscal Year Ending 09 30 14
Investments by Issuer
Active Investments
Sorted by Fund
September 30, 2014

CUSIP	Investment #	Security Type	Investment Class	Book Value	Current Rate	Market Value	Market Date	YTM 365	Redemption Date	Days To Maturity	Call Date	Collateral
Overnight Cash Investment												
SYS111111	111111	Overnight Cash Investment	Amort	43,458,004.44	0.190	43,458,004.44		0.190		1		
Subtotal and Average				43,458,004.44		43,458,004.44		0.190		1		
Federal Farm Credit Bank												
3133EAZ76	1076	Federal Agency Issues - Coupon	Fair	2,000,000.00	0.690	1,997,400.00	09/30/2014	0.690	09/26/2016	726		
3133EAF86	1081	Federal Agency Issues - Coupon	Fair	2,005,500.00	0.970	1,986,600.00	09/30/2014	0.911	08/07/2017	1,041		
3133ECB45	1096	Federal Agency Issues - Coupon	Fair	2,000,000.00	0.900	1,970,000.00	09/30/2014	0.900	12/26/2017	1,182		
3133EA2L1	1103	Federal Agency Issues - Coupon	Fair	700,000.00	0.720	697,620.00	09/30/2014	0.720	12/27/2016	818		
3133ECL44	1126	Federal Agency Issues - Coupon	Fair	2,000,000.00	1.000	1,962,600.00	09/30/2014	1.000	04/11/2018	1,288		
3133ECP32	1135	Federal Agency Issues - Coupon	Fair	1,998,240.00	0.650	1,977,200.00	09/30/2014	0.672	05/09/2017	951		
3133ECP40	1136	Federal Agency Issues - Coupon	Fair	2,995,200.00	0.640	2,965,200.00	09/30/2014	0.681	05/09/2017	951		
3133ECNZ3	1138	Federal Agency Issues - Coupon	Fair	1,997,200.00	0.840	1,960,800.00	09/30/2014	0.870	02/09/2018	1,227		
3133ECR30	1149	Federal Agency Issues - Coupon	Fair	1,990,000.00	0.960	1,989,600.00	09/30/2014	1.089	06/05/2017	978		
3133ED7B2	1182	Federal Agency Issues - Coupon	Fair	2,000,000.00	1.300	1,999,000.00	09/30/2014	1.300	11/13/2017	1,139	11/13/2014	
3133EAZ76	1196	Federal Agency Issues - Coupon	Fair	3,000,000.00	0.690	2,996,100.00	09/30/2014	0.692	09/26/2016	726		
3133EAK49	1238	Federal Agency Issues - Coupon	Fair	249,975.00	0.980	248,525.00	09/30/2014	0.982	08/15/2017	1,049		
3133ED5J7	1241	Federal Agency Issues - Coupon	Fair	301,050.00	1.970	300,300.00	09/30/2014	1.886	10/23/2018	1,483	10/23/2014	
3133ECAQ7	1247	Federal Agency Issues - Coupon	Fair	998,000.00	0.540	996,000.00	09/30/2014	0.630	09/19/2016	719		
3133EAR26	1254	Federal Agency Issues - Coupon	Fair	497,450.00	0.970	496,050.00	09/30/2014	1.134	09/05/2017	1,070		
31331JX32	1256	Federal Agency Issues - Coupon	Fair	2,049,500.00	1.700	2,040,400.00	09/30/2014	0.607	10/28/2016	758		
3133EAUC0	1263	Federal Agency Issues - Coupon	Fair	1,638,140.63	1.750	1,636,635.00	09/30/2014	1.909	06/12/2019	1,715		
3133ECHB3	1264	Federal Agency Issues - Coupon	Fair	1,999,000.00	0.450	2,000,000.00	09/30/2014	0.484	03/17/2016	533		
Subtotal and Average				30,419,255.63		30,220,030.00		0.882		987		
Federal Home Loan Bank												
313381M69	1100	Federal Agency Issues - Coupon	Fair	2,000,000.00	1.000	1,973,600.00	09/30/2014	1.000	01/16/2018	1,203	10/16/2014	
313381UK9	1102	Federal Agency Issues - Coupon	Fair	1,600,000.00	0.500	1,595,040.00	09/30/2014	0.500	07/29/2016	667	10/29/2014	
313382A94	1115	Federal Agency Issues - Coupon	Fair	2,000,000.00	1.250	1,988,800.00	09/30/2014	1.250	02/28/2018	1,246		
313382P56	1125	Federal Agency Issues - Coupon	Fair	2,000,000.00	1.150	1,965,200.00	09/30/2014	1.150	07/11/2018	1,379		
313381C29	1127	Federal Agency Issues - Coupon	Fair	2,000,000.00	1.050	1,967,000.00	09/30/2014	1.050	06/04/2018	1,342		
313380Z34	1143	Federal Agency Issues - Coupon	Fair	1,491,600.00	0.900	1,481,400.00	09/30/2014	1.031	10/23/2017	1,118		

Fiscal Year Ending 09 30 14
Investments by Issuer
Sorted by Fund

CUSIP	Investment #	Security Type	Investment Class	Book Value	Current Rate	Market Value	Market Date	YTM 365	Redemption Date	Days To Maturity	Call Date	Collateral
313383F97	1146	Federal Agency Issues - Coupon	Fair	2,000,000.00	1.050	1,968,400.00	09/30/2014	1.050	03/19/2018	1,265	12/19/2014	
313383F71	1148	Federal Agency Issues - Coupon	Fair	2,000,000.00	1.150	1,967,800.00	09/30/2014	1.150	06/20/2018	1,358	12/20/2014	
313383QM6	1162	Federal Agency Issues - Coupon	Fair	2,021,200.00	1.950	2,018,200.00	09/30/2014	1.727	07/24/2018	1,392	07/24/2015	
3130A03J7	1186	Federal Agency Issues - Coupon	Fair	2,024,840.00	2.125	2,000,000.00	09/30/2014	1.853	09/26/2018	1,456		
3130A0XP0	1205	Federal Agency Issues - Coupon	Fair	2,681,492.60	2.000	2,657,950.00	09/30/2014	1.738	11/28/2018	1,519	11/28/2014	
3130A0H45	1206	Federal Agency Issues - Coupon	Fair	850,000.00	0.500	848,640.00	09/30/2014	0.500	06/27/2016	635		
313382EU3	1207	Federal Agency Issues - Coupon	Fair	1,000,000.00	0.580	997,500.00	09/30/2014	0.580	09/21/2016	721		
3130A0YE4	1209	Federal Agency Issues - Coupon	Fair	2,000,000.00	1.000	1,996,000.00	09/30/2014	1.000	06/12/2017	985	12/12/2014	
3130A0YE4	1210	Federal Agency Issues - Coupon	Fair	600,000.00	1.000	598,800.00	09/30/2014	1.000	06/12/2017	985	12/12/2014	
3130A0E89	1224	Federal Agency Issues - Coupon	Fair	3,511,445.00	1.740	3,482,150.00	09/30/2014	1.667	12/17/2018	1,538	12/17/2014	
3130A1HJ0	1230	Federal Agency Issues - Coupon	Fair	2,432,808.50	1.250	2,426,212.50	09/30/2014	1.147	07/17/2017	1,020	10/17/2014	
3133XGJA3	1234	Federal Agency Issues - Coupon	Fair	555,060.00	5.375	544,750.00	09/30/2014	0.544	09/09/2016	709		
3133XVRJ2	1248	Federal Agency Issues - Coupon	Fair	1,067,200.00	3.500	1,057,900.00	09/30/2014	0.730	12/09/2016	800		
313380U88	1253	Federal Agency Issues - Coupon	Fair	298,770.00	0.800	297,930.00	09/30/2014	0.950	04/17/2017	929		
3130A2TJ5	1260	Federal Agency Issues - Coupon	Fair	2,055,000.00	2.500	2,045,200.00	09/30/2014	1.921	08/26/2019	1,790	02/26/2016	
313381U45	1110	Federal Agency Issued - Step Up	Fair	2,935,000.00	0.875	2,920,618.50	09/30/2014	0.831	07/30/2018	1,398	10/30/2014	
313382DL4	1120	Federal Agency Issued - Step Up	Fair	2,000,000.00	0.750	1,976,200.00	09/30/2014	1.002	03/13/2018	1,259	12/13/2014	
313382FL2	1124	Federal Agency Issued - Step Up	Fair	2,000,000.00	0.750	1,977,000.00	09/30/2014	0.725	03/27/2018	1,273	12/27/2014	
313382QA4	1132	Federal Agency Issued - Step Up	Fair	1,250,000.00	0.750	1,239,000.00	09/30/2014	1.216	04/25/2018	1,302	10/25/2014	
313382V26	1134	Federal Agency Issued - Step Up	Fair	1,999,300.00	0.625	1,969,400.00	09/30/2014	0.607	04/30/2018	1,307	10/30/2014	
3133832E0	1139	Federal Agency Issued - Step Up	Fair	2,000,000.00	0.750	1,977,600.00	09/30/2014	0.700	05/22/2018	1,329	11/22/2014	
3133835P2	1141	Federal Agency Issued - Step Up	Fair	1,998,500.00	0.625	1,970,600.00	09/30/2014	1.085	05/23/2018	1,330	11/23/2014	
313381XS9	1163	Federal Agency Issued - Step Up	Fair	2,639,422.50	0.750	2,661,892.50	09/30/2014	1.525	01/30/2018	1,217	10/30/2014	
3130A14Q8	1213	Federal Agency Issued - Step Up	Fair	1,000,000.00	1.000	999,300.00	09/30/2014	1.876	03/18/2019	1,629	12/18/2014	
3130A1EM6	1217	Federal Agency Issued - Step Up	Fair	2,000,000.00	0.750	1,990,800.00	09/30/2014	1.444	03/26/2018	1,272	12/26/2014	
3130A1F94	1219	Federal Agency Issued - Step Up	Fair	2,000,000.00	0.750	2,001,400.00	09/30/2014	1.037	03/27/2017	908	12/27/2014	
313381WN1	1226	Federal Agency Issued - Step Up	Fair	1,995,000.00	0.750	1,991,200.00	09/30/2014	1.403	02/07/2018	1,225	02/07/2015	
3130A25A0	1236	Federal Agency Issued - Step Up	Fair	1,997,000.00	1.000	1,988,000.00	09/30/2014	2.035	05/28/2019	1,700	11/28/2014	
3130A1ZR2	1240	Federal Agency Issued - Step Up	Fair	2,000,000.00	0.500	2,001,000.00	09/30/2014	0.500	06/12/2017	985	12/12/2014	
3130A24H6	1243	Federal Agency Issued - Step Up	Fair	2,570,000.00	1.000	2,548,412.00	09/30/2014	2.040	06/19/2019	1,722	12/19/2014	
3130A26L5	1244	Federal Agency Issued - Step Up	Fair	200,000.00	1.000	199,260.00	09/30/2014	2.066	06/26/2019	1,729	12/26/2014	
3130A2AT3	1245	Federal Agency Issued - Step Up	Fair	1,998,000.00	0.500	2,000,800.00	09/30/2014	3.083	06/26/2019	1,729	12/26/2014	
3130A26Y7	1246	Federal Agency Issued - Step Up	Fair	3,450,000.00	0.750	3,441,720.00	09/30/2014	1.244	12/26/2017	1,182	12/26/2014	
3130A2AT3	1249	Federal Agency Issued - Step Up	Fair	999,500.00	0.500	1,000,400.00	09/30/2014	3.079	06/26/2019	1,729	12/26/2014	
313383L41	1251	Federal Agency Issued - Step Up	Fair	1,001,210.00	1.000	999,300.00	09/30/2014	2.155	06/27/2019	1,730	12/27/2014	
3130A2NS1	1258	Federal Agency Issued - Step Up	Fair	2,000,000.00	0.625	1,996,400.00	09/30/2014	1.184	08/11/2017	1,045	11/12/2014	
Subtotal and Average				76,222,348.60		75,728,775.50		1.308		1,294		

Fiscal Year Ending 09 30 14
Investments by Issuer
Sorted by Fund

CUSIP	Investment #	Security Type	Investment Class	Book Value	Current Rate	Market Value	Market Date	YTM 365	Redemption Date	Days To Maturity	Call Date	Collateral
Federal Home Loan Mtg Corp												
3134G3LW8	1051	Federal Agency Issues - Coupon	Fair	3,034,410.00	1.250	3,013,500.00	09/30/2014	1.000	02/17/2017	870	02/17/2015	
3134G3XB1	1073	Federal Agency Issues - Coupon	Fair	2,023,080.00	1.250	1,993,400.00	09/30/2014	1.026	12/27/2017	1,183		
3134G3WX4	1088	Federal Agency Issues - Coupon	Fair	1,016,630.00	1.250	999,300.00	09/30/2014	0.914	12/15/2017	1,171	06/15/2015	
3134G3M31	1089	Federal Agency Issues - Coupon	Fair	2,008,620.00	1.000	1,984,600.00	09/30/2014	0.910	09/27/2017	1,092		
3134G3ZK9	1098	Federal Agency Issues - Coupon	Fair	1,006,250.00	1.200	985,100.00	09/30/2014	1.085	07/30/2018	1,398		
3134G3ZK9	1101	Federal Agency Issues - Coupon	Fair	1,307,904.00	1.200	1,280,630.00	09/30/2014	1.087	07/30/2018	1,398		
3134G45L8	1142	Federal Agency Issues - Coupon	Fair	2,000,000.00	0.625	1,991,200.00	09/30/2014	0.625	11/25/2016	786	11/25/2014	
3134G43L0	1145	Federal Agency Issues - Coupon	Fair	1,390,200.00	1.100	1,377,880.00	09/30/2014	1.248	05/07/2018	1,314	11/07/2014	
3134G47G7	1150	Federal Agency Issues - Coupon	Fair	2,000,000.00	1.400	1,985,600.00	09/30/2014	1.400	06/26/2018	1,364	12/26/2014	
3134G4GZ5	1178	Federal Agency Issues - Coupon	Fair	2,857,026.50	2.100	2,832,264.00	09/30/2014	1.897	10/16/2018	1,476	10/16/2014	
3134G4EA2	1191	Federal Agency Issues - Coupon	Fair	4,002,200.00	0.400	4,000,800.00	09/30/2014	0.364	08/05/2015	308	11/05/2014	
3134G4UU0	1202	Federal Agency Issues - Coupon	Fair	2,000,000.00	0.600	2,000,000.00	09/30/2014	0.600	08/26/2016	695	11/26/2014	
3134G4R91	1221	Federal Agency Issues - Coupon	Fair	1,997,000.00	0.750	2,001,400.00	09/30/2014	0.804	12/30/2016	821	12/30/2014	
3134G4S90	1222	Federal Agency Issues - Coupon	Fair	1,999,000.00	0.800	2,002,800.00	09/30/2014	0.818	12/30/2016	821	12/30/2015	
3134G4UQ9	1231	Federal Agency Issues - Coupon	Fair	2,177,885.50	1.750	2,148,495.00	09/30/2014	1.465	02/19/2019	1,602	02/19/2016	
3128X2RE7	1233	Federal Agency Issues - Coupon	Fair	557,000.00	5.350	547,600.00	09/30/2014	0.471	11/01/2016	762		
3134G4SR3	1252	Federal Agency Issues - Coupon	Fair	503,435.00	2.000	501,650.00	09/30/2014	1.843	01/30/2019	1,582	01/30/2015	
3134G4WG9	1255	Federal Agency Issues - Coupon	Fair	300,000.00	1.250	299,370.00	09/30/2014	1.250	12/19/2017	1,175	12/19/2014	
3134G3RM4	1259	Federal Agency Issues - Coupon	Fair	2,012,080.00	1.250	2,011,600.00	09/30/2014	1.014	03/20/2017	901	03/20/2015	
3134G3JJ5	1266	Federal Agency Issues - Coupon	Fair	1,000,000.00	1.100	993,600.00	09/30/2014	1.100	09/29/2017	1,094	09/29/2016	
3134G4TX6	1195	Federal Agency Issued - Step Up	Fair	2,016,720.00	1.250	2,005,000.00	09/30/2014	1.909	01/30/2019	1,582	01/30/2015	
3128HDCB3	846366	ARM Pools	Fair	1,781.39	2.653	1,814.35	09/30/2014	4.403	08/01/2026	4,322		
Subtotal and Average				37,211,222.39		36,957,603.35		1.054		1,049		
Florida Local Government Invest												
SYS999998	999998	Managed Pool Accounts - FLGIT	Amort	15,000,000.00	0.140	15,000,000.00	09/30/2010	0.140			1	
SYS999999	999999	Managed Pool Accounts - FLGIT	Fair	30,000,000.00	2.520	30,000,000.00	09/30/2010	2.520			1	
Subtotal and Average				45,000,000.00		45,000,000.00		1.727			1	
Federal National Mtg Assn												
3135G0NH2	1072	Federal Agency Issues - Coupon	Fair	2,600,000.00	0.950	2,579,460.00	09/30/2014	0.950	08/23/2017	1,057	11/23/2014	
3135G0PP2	1077	Federal Agency Issues - Coupon	Fair	663,187.80	1.000	654,918.00	09/30/2014	0.900	09/20/2017	1,085		
3136G0ZH7	1079	Federal Agency Issues - Coupon	Fair	2,019,140.00	1.050	1,989,400.00	09/30/2014	0.851	09/05/2017	1,070		
3135G0NR0	1085	Federal Agency Issues - Coupon	Fair	2,008,120.00	1.100	1,994,000.00	09/30/2014	1.013	08/28/2017	1,062	11/28/2014	
3136G03Z2	1086	Federal Agency Issues - Coupon	Fair	2,000,000.00	0.750	2,000,600.00	09/30/2014	0.701	10/30/2017	1,125	10/30/2014	
3136G04Q1	1090	Federal Agency Issues - Coupon	Fair	2,039,740.00	1.500	2,004,000.00	09/30/2014	1.091	11/20/2017	1,146	11/20/2014	

Fiscal Year Ending 09 30 14
Investments by Issuer
Sorted by Fund

CUSIP	Investment #	Security Type	Investment Class	Book Value	Current Rate	Market Value	Market Date	YTM 365	Redemption Date	Days To Maturity	Call Date	Collateral
3136G0PM7	1092	Federal Agency Issues - Coupon	Fair	2,025,200.00	1.365	1,987,000.00	09/30/2014	1.131	06/27/2018	1,365		
3136G0C66	1093	Federal Agency Issues - Coupon	Fair	3,023,700.00	0.950	2,970,900.00	09/30/2014	0.781	09/19/2017	1,084		
3136G0V57	1094	Federal Agency Issues - Coupon	Fair	2,005,000.00	1.000	1,965,600.00	09/30/2014	0.953	04/30/2018	1,307		
3136G0WM9	1104	Federal Agency Issues - Coupon	Fair	978,000.00	0.875	971,838.60	09/30/2014	0.875	05/22/2017	964	11/22/2014	
3136FTXU8	1116	Federal Agency Issues - Coupon	Fair	1,013,500.00	1.250	1,003,000.00	09/30/2014	0.889	12/29/2016	820	12/29/2014	
3136G1F87	1117	Federal Agency Issues - Coupon	Fair	2,000,000.00	0.500	2,002,400.00	09/30/2014	0.500	03/04/2016	520	03/04/2015	
3136G1BZ1	1119	Federal Agency Issues - Coupon	Fair	1,998,200.00	0.750	1,992,400.00	09/30/2014	1.170	01/30/2018	1,217	10/30/2014	
3135G0VL4	1123	Federal Agency Issues - Coupon	Fair	2,000,000.00	1.125	1,974,000.00	09/30/2014	1.125	03/20/2018	1,266	12/20/2014	
3136G07E5	1128	Federal Agency Issues - Coupon	Fair	2,005,720.00	0.625	1,996,600.00	09/30/2014	0.545	11/28/2016	789	11/28/2014	
3135G0VL4	1130	Federal Agency Issues - Coupon	Fair	751,687.50	1.125	740,250.00	09/30/2014	1.078	03/20/2018	1,266	12/20/2014	
3136G0YL9	1131	Federal Agency Issues - Coupon	Fair	1,010,000.00	1.250	983,800.00	09/30/2014	1.057	08/28/2018	1,427		
3136G1FV6	1133	Federal Agency Issues - Coupon	Fair	2,013,020.00	1.250	1,968,400.00	09/30/2014	1.125	09/13/2018	1,443		
3136G1LT4	1140	Federal Agency Issues - Coupon	Fair	2,000,000.00	0.500	1,985,600.00	09/30/2014	0.500	11/28/2016	789	11/28/2014	
3136G0Y47	1144	Federal Agency Issues - Coupon	Fair	2,958,750.00	1.060	2,947,500.00	09/30/2014	1.352	04/30/2018	1,307	10/30/2014	
3135G0TR4	1176	Federal Agency Issues - Coupon	Fair	1,501,845.00	0.650	1,502,400.00	09/30/2014	0.595	01/15/2016	471	01/15/2015	
3135G0YW7	1184	Federal Agency Issues - Coupon	Fair	2,004,840.00	0.750	2,002,000.00	09/30/2014	0.668	11/25/2016	786	11/25/2014	
3135G0NR0	1212	Federal Agency Issues - Coupon	Fair	1,997,960.00	1.100	1,994,000.00	09/30/2014	1.128	08/28/2017	1,062	11/28/2014	
3136G1NQ8	1225	Federal Agency Issues - Coupon	Fair	1,000,000.00	1.000	995,400.00	09/30/2014	1.000	06/19/2017	992	12/19/2014	
3136FTE62	1235	Federal Agency Issues - Coupon	Fair	1,007,040.00	1.750	998,000.00	09/30/2014	1.592	02/06/2019	1,589	02/06/2015	
3136G0P39	1237	Federal Agency Issues - Coupon	Fair	198,326.00	1.200	195,940.00	09/30/2014	1.400	09/27/2018	1,457	12/27/2014	
3136G1YH6	1239	Federal Agency Issues - Coupon	Fair	1,925,000.00	0.650	1,915,567.50	09/30/2014	0.650	12/27/2016	818	12/27/2014	
3136G26C6	1262	Federal Agency Issues - Coupon	Fair	2,000,000.00	1.200	1,997,400.00	09/30/2014	1.200	09/15/2017	1,080	09/15/2015	
3135G0VZ3	1265	Federal Agency Issues - Coupon	Fair	1,000,000.00	0.550	1,000,200.00	09/30/2014	0.550	04/18/2016	565	10/18/2014	
3136G05U1	1091	Federal Agency Issued - Step Up	Fair	3,000,000.00	0.750	2,973,300.00	09/30/2014	1.216	06/04/2018	1,342	12/04/2014	
3136G13P2	1095	Federal Agency Issued - Step Up	Fair	1,500,000.00	0.700	1,483,500.00	09/30/2014	1.048	12/26/2017	1,182	12/26/2014	
3136G16R5	1097	Federal Agency Issued - Step Up	Fair	2,000,000.00	0.625	1,980,200.00	09/30/2014	0.610	12/27/2017	1,183	12/27/2014	
3136G1BZ1	1105	Federal Agency Issued - Step Up	Fair	2,000,000.00	0.750	1,992,400.00	09/30/2014	0.688	01/30/2018	1,217	10/30/2014	
3136G1CS6	1109	Federal Agency Issued - Step Up	Fair	1,999,000.00	0.700	1,990,400.00	09/30/2014	1.230	02/14/2018	1,232	02/14/2015	
3136G1BX6	1111	Federal Agency Issued - Step Up	Fair	2,195,600.00	0.700	2,191,640.00	09/30/2014	0.693	01/30/2018	1,217	10/30/2014	
3136G1QU3	1112	Federal Agency Issued - Step Up	Fair	1,997,000.00	0.700	1,974,600.00	09/30/2014	1.050	01/30/2018	1,217	10/30/2014	
3136G1BD0	1113	Federal Agency Issued - Step Up	Fair	1,997,780.00	0.750	1,976,600.00	09/30/2014	1.072	01/30/2018	1,217	10/30/2014	
3136G16V6	1121	Federal Agency Issued - Step Up	Fair	2,000,000.00	0.700	1,979,800.00	09/30/2014	0.683	12/27/2017	1,183	12/27/2014	
3136G1KB4	1129	Federal Agency Issued - Step Up	Fair	2,000,000.00	0.875	1,966,000.00	09/30/2014	0.850	04/16/2018	1,293	10/16/2014	
3136G1LJ6	1137	Federal Agency Issued - Step Up	Fair	2,000,000.00	0.625	1,975,600.00	09/30/2014	1.145	05/08/2018	1,315	11/08/2014	
3136G1B32	1153	Federal Agency Issued - Step Up	Fair	1,960,000.00	0.700	1,983,000.00	09/30/2014	1.640	01/30/2018	1,217	10/30/2014	
3136G0SR0	1174	Federal Agency Issued - Step Up	Fair	1,976,400.00	0.750	1,987,400.00	09/30/2014	1.400	11/13/2017	1,139	11/13/2014	
3136G0XC0	1179	Federal Agency Issued - Step Up	Fair	1,080,253.13	0.750	1,078,815.50	09/30/2014	1.270	08/28/2017	1,062	11/28/2014	
3136G1AJ8	1183	Federal Agency Issued - Step Up	Fair	491,930.63	0.700	492,273.00	09/30/2014	1.402	01/30/2018	1,217	10/30/2014	

**Fiscal Year Ending 09 30 14
Investments by Issuer
Sorted by Fund**

CUSIP	Investment #	Security Type	Investment Class	Book Value	Current Rate	Market Value	Market Date	YTM 365	Redemption Date	Days To Maturity	Call Date	Collateral
3136G1B99	1192	Federal Agency Issued - Step Up	Fair	1,994,800.00	0.750	1,973,800.00	09/30/2014	0.815	01/30/2018	1,217	10/30/2014	
3135G0XJ7	1199	Federal Agency Issued - Step Up	Fair	997,000.00	0.750	994,100.00	09/30/2014	0.814	11/22/2017	1,148	11/22/2014	
3136G0S69	1216	Federal Agency Issued - Step Up	Fair	1,192,500.00	0.600	1,193,880.00	09/30/2014	1.413	10/30/2017	1,125	10/30/2014	
3136G1CV9	1250	Federal Agency Issued - Step Up	Fair	1,000,000.00	0.750	996,200.00	09/30/2014	1.364	02/14/2018	1,232	11/14/2014	
3136G03Q2	1267	Federal Agency Issued - Step Up	Fair	2,000,000.00	0.625	2,000,800.00	09/30/2014	1.534	11/15/2017	1,141	11/15/2014	
3136G0Z53	1268	Federal Agency Issued - Step Up	Fair	997,000.00	0.625	998,100.00	09/30/2014	1.384	10/30/2017	1,125	10/30/2014	
3136FPEV5	886	Federal Agency Issued - Step Up	Fair	2,000,000.00	2.200	2,039,000.00	09/30/2014	2.031	09/16/2015	350		
31379MF79	423290	ARM Pools	Fair	8,434.78	2.627	8,612.53	09/30/2014	5.068	06/01/2026	4,261		
Subtotal and Average				88,135,674.84		87,542,595.13		1.017		1,106		
SBA Pool												
8316JY75	507934	SBA Pools	Fair	818,883.74	2.848	789,869.67	09/30/2014	6.032	11/25/2018	1,516		
83164JZU3	507955	SBA Pools	Fair	877,414.54	3.266	847,589.01	09/30/2014	10.644	01/25/2019	1,577		
83164J3N4	508005	SBA Pools	Fair	974,406.70	3.084	943,626.38	09/30/2014	2.905	01/25/2019	1,577		
83164J4C7	508019	SBA Pools	Fair	816,636.06	3.120	841,461.80	09/30/2014	4.339	01/25/2019	1,577		
83164J6V3	508084	SBA Pools	Fair	886,185.65	2.188	865,187.60	09/30/2014	2.076	04/25/2019	1,667		
83164KBA0	508133	SBA Pools	Fair	1,084,878.54	3.420	1,050,703.62	09/30/2014	10.718	04/25/2019	1,667		
Subtotal and Average				5,458,405.23		5,338,438.08		6.251		1,600		
State Board of Administration												
SBA	SBA	State Board of Administration	Fair	139,445,946.43	0.160	139,445,946.43	09/30/2010	0.160		1		
Subtotal and Average				139,445,946.43		139,445,946.43		0.160		1		
Total and Average				465,350,857.56		463,691,392.93		0.855		589		