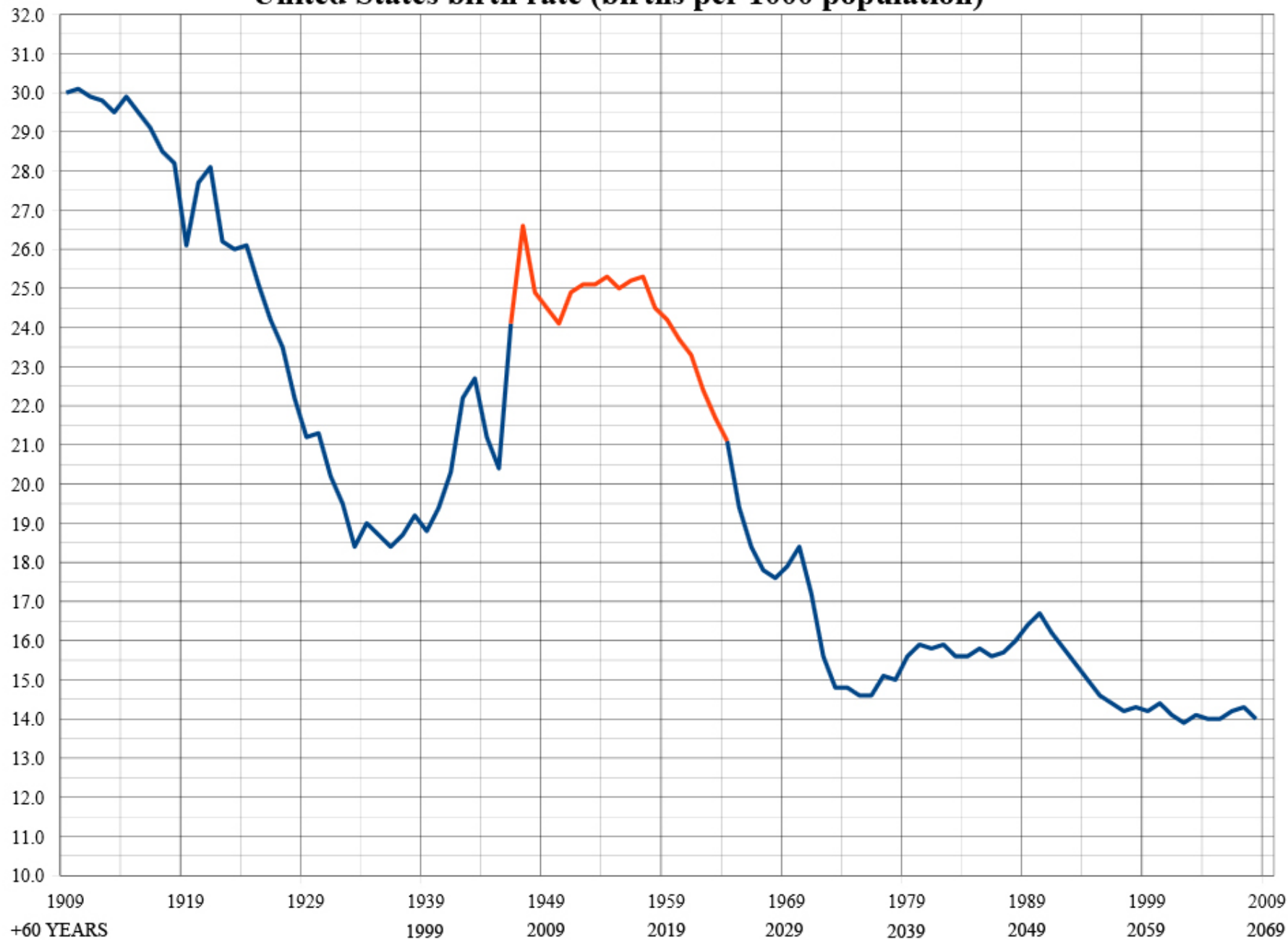




CHARLOTTE COUNTY
Economic Development

	CHARLOTTE	LEE	SARASOTA	COLLIER
Population	160,095	615,955	387,404	320,087
Median Home Value	\$ 166,700	\$ 181,000	\$ 213,400	\$ 317,200
Sales Tax	\$122M	619M	361M	379M
Median Age	55.4	45.0	52.1	46.4
Tourism Tax	\$3.17M	37.3M	19.3M	33.7M
Average Total Earnings	\$ 22,317	22,826	24,986	26,430
<u>Earnings/Social Security</u>				
% of S.S.	55.2%	41.6	48.3	43.9
% of Retirement Income	36%	25	28.6	25
Gross S.S. Income	705M	1.8B	1.5B	1.0B
Gross Retirement Income	673M	1.76B	1.38B	1.16B
Gross Earned Wages	2.2B	10.5B	6.8B	6.3B
Gross County Income	3.573B	14.06B	9.68B	8.46B
<u>Ad Valorem Taxes</u>				
County Millage Rate	14.01	11.70	12.70	9.70
Levies	3.27	5.85	1.83	5.85
Total County Millage	17.28	17.55	14.53	15.55
County Population	160,095	615,955	387,404	320,087
City Population	37,800	319,178	310,055	246,208
City	Punta Gorda	Fort Myers/Cape Coral	North Port/Sarasota/Venice	Naples
City % of County	24%	51%	80%	76%
County Ad Valorem	17.28	17.58	14.56	17.58
City Ad Valorem	3.19	8.24	3.24	1.18
Total Ad Valorem	20.47	25.82	17.8	18.76

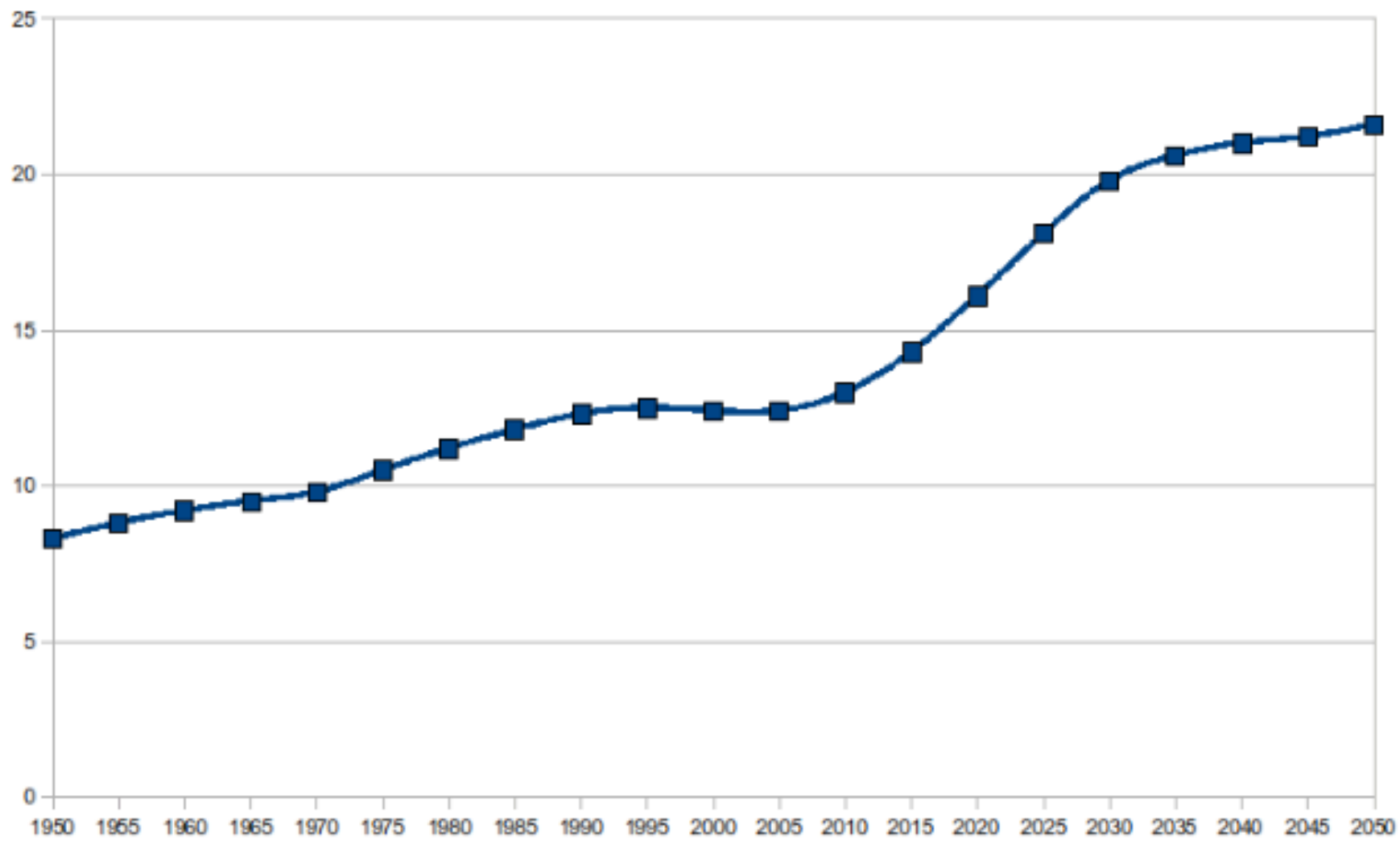
United States birth rate (births per 1000 population)



The United States Census Bureau defines the demographic birth boom as between 1946 and 1964 (red).

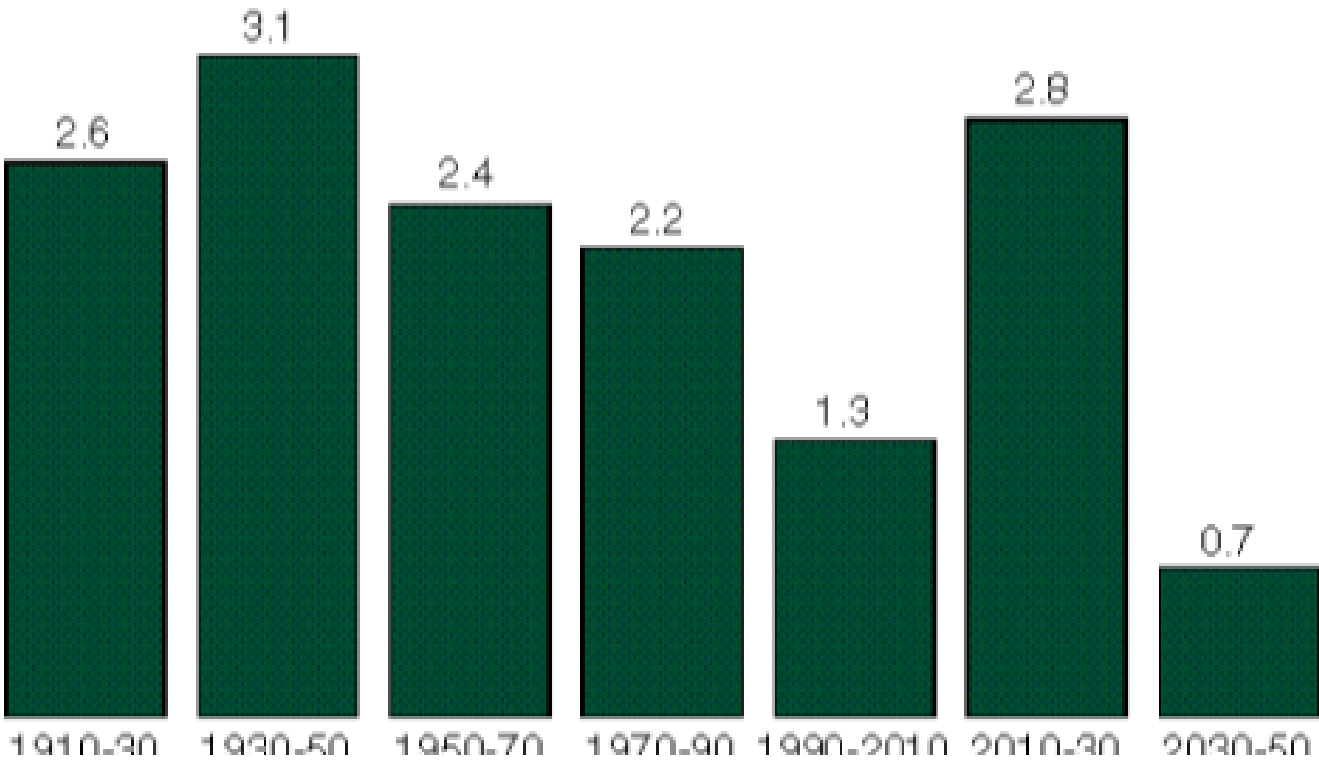
Percentage of US Population Over Age 65, 1950-2050.

Source: UN World Population Prospects 2008



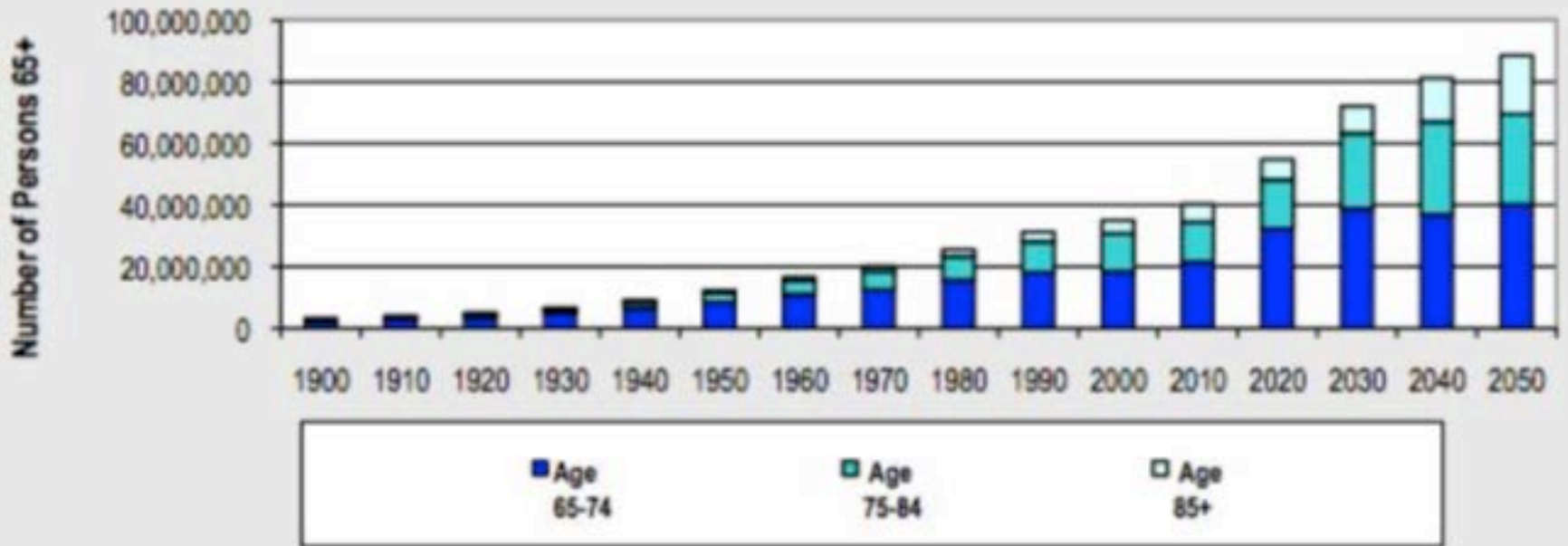
Growth Will Explode

Average annual growth rate (in percent) of the elderly population:
1910-30 to 2030-50



Population 65+ by Age: 1900-2050

Source: U.S. Bureau of the Census





CHARLOTTE COUNTY
Economic Development