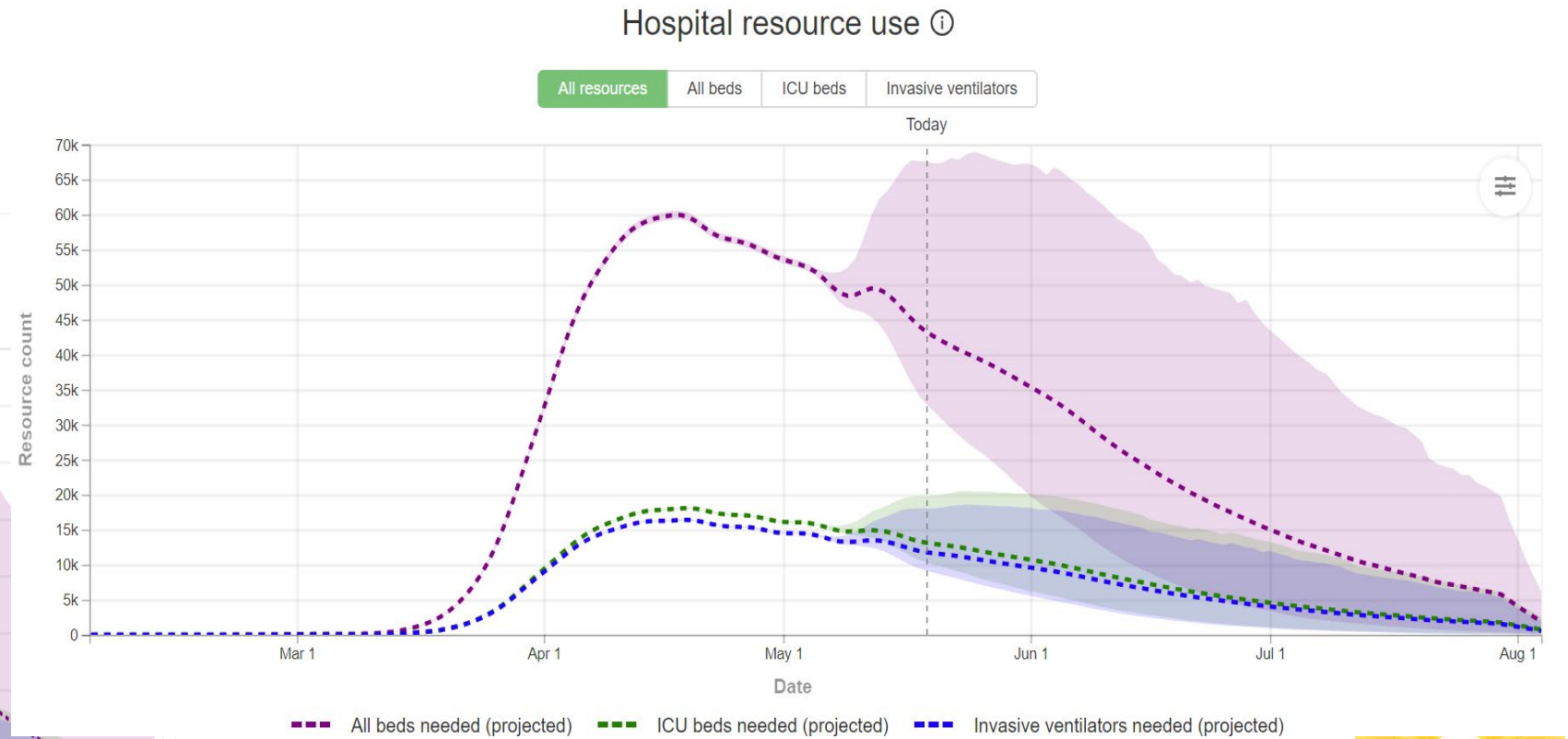
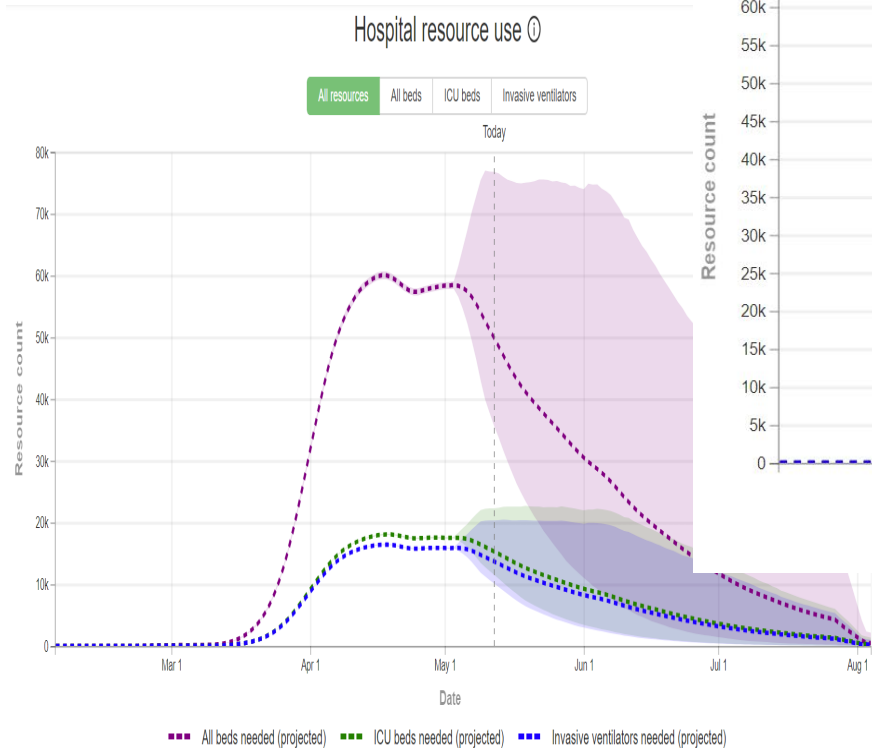


Department of Health

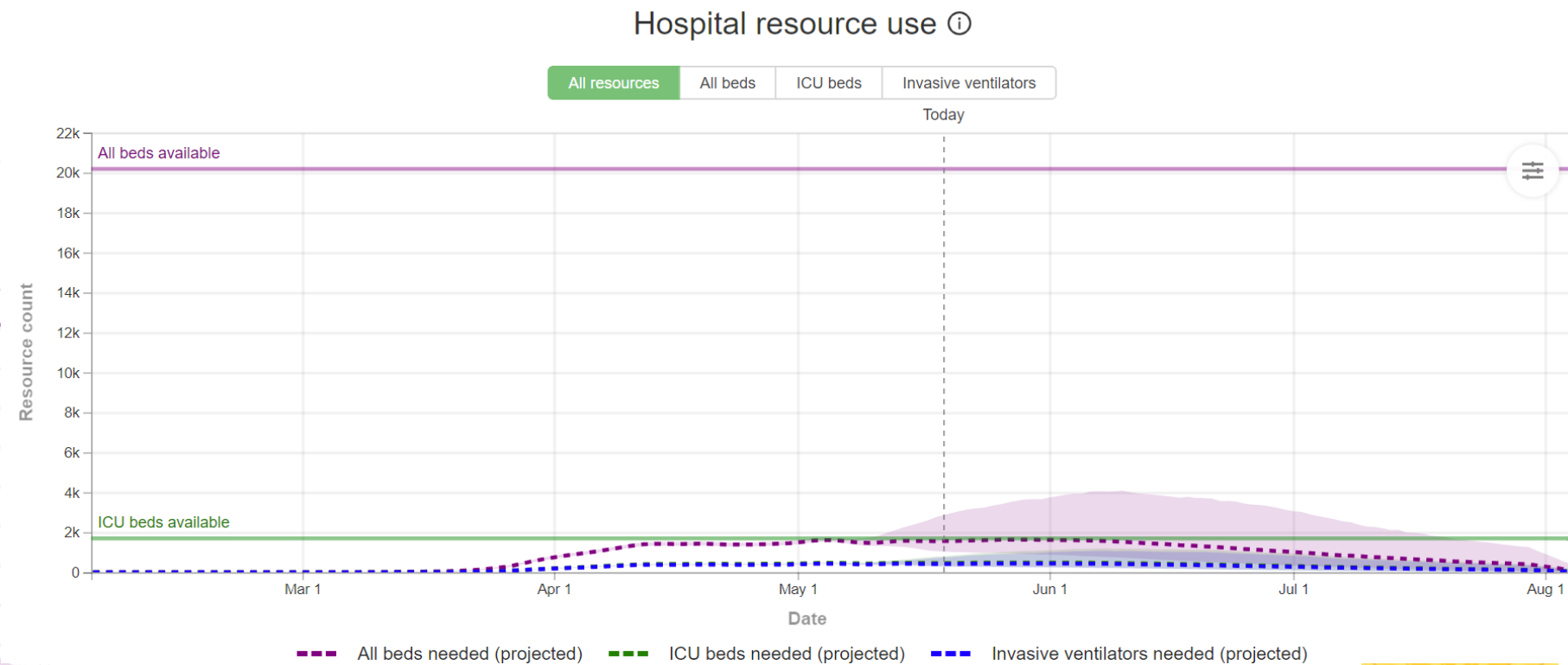
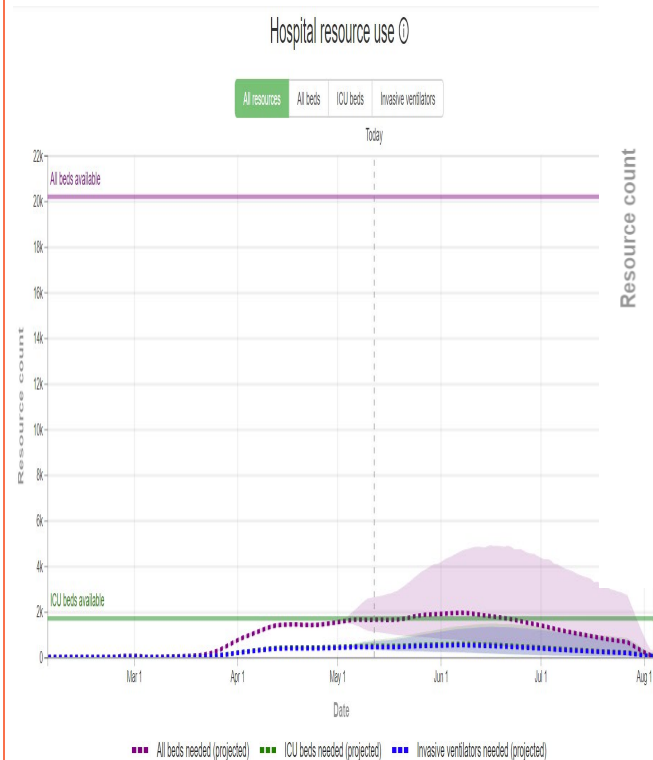
NOVEL CORONAVIRUS 2019 (COVID-19)



Outbreak Model- US

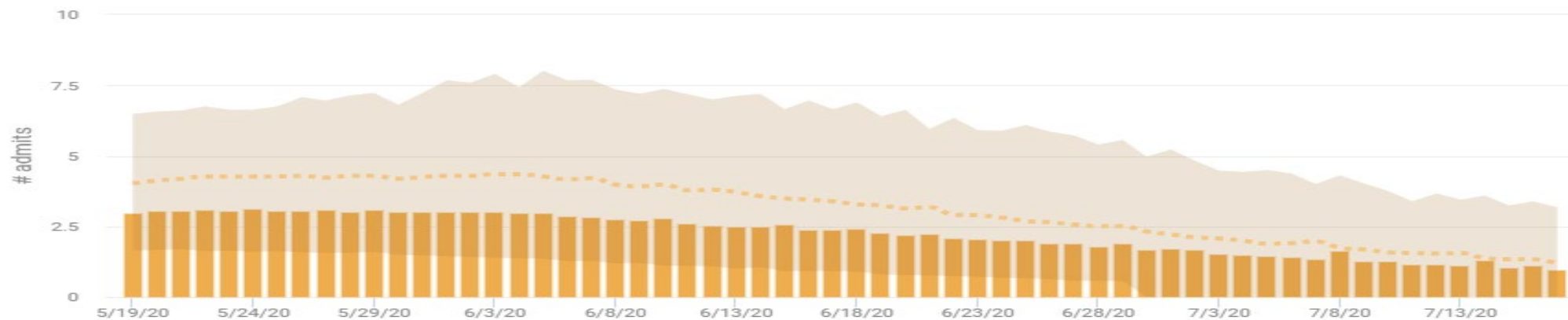


Outbreak Model - Florida



Charlotte Model

Med/surg admissions



Med/surg census (699-bed capacity)



Admission and census numbers are for COVID-19 patients only.

Source: Hospital IQ



Outbreak profile

Coronavirus: characteristics of 45,208 Florida resident cases

Data verified as of May 18, 2020 at 10 AM

Data in this report are provisional and subject to change.

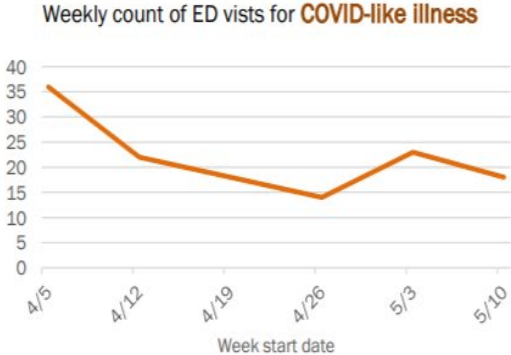
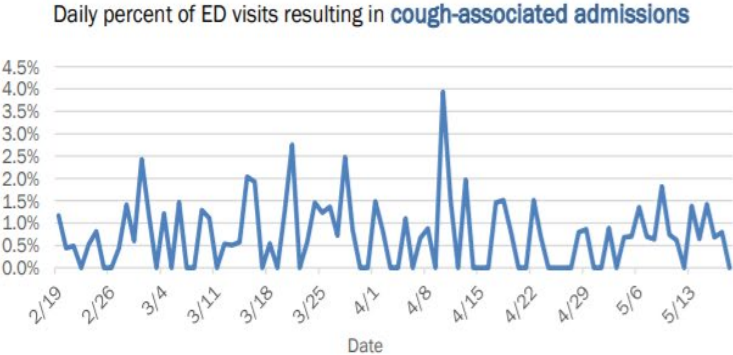
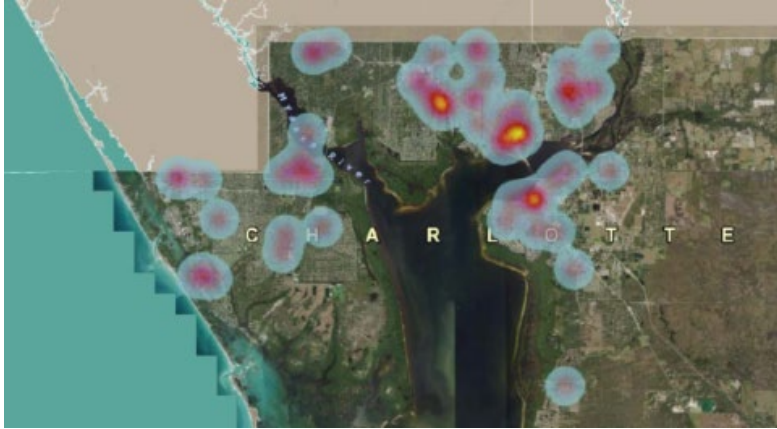
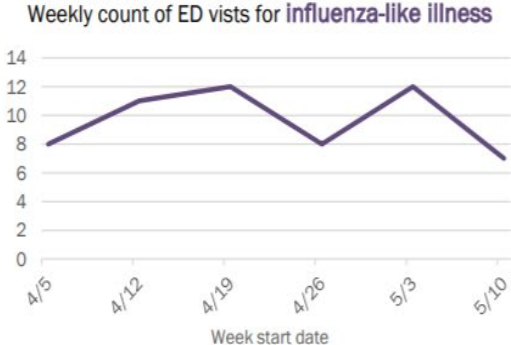
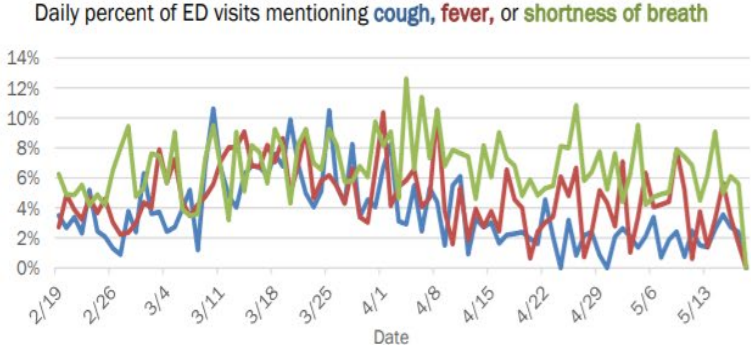
Age group	Cases	Hospitalizations	Deaths
0-4 years	290	17	0
5-14 years	629	16	0
15-24 years	3,577	126	0
25-34 years	6,812	406	14
35-44 years	6,786	678	33
45-54 years	7,890	1,054	77
55-64 years	7,543	1,457	184
65-74 years	5,439	1,747	439
75-84 years	3,706	1,626	598
85+ years	2,525	1,177	652
Unknown	11	0	0
Total	45,208	8,304	1,997

Gender	Cases
Male	22,241
Female	22,908
Unknown	59
Total	45,208



Chief ER Complaints

Emergency department (ED) chief complaint and admission data for Charlotte County

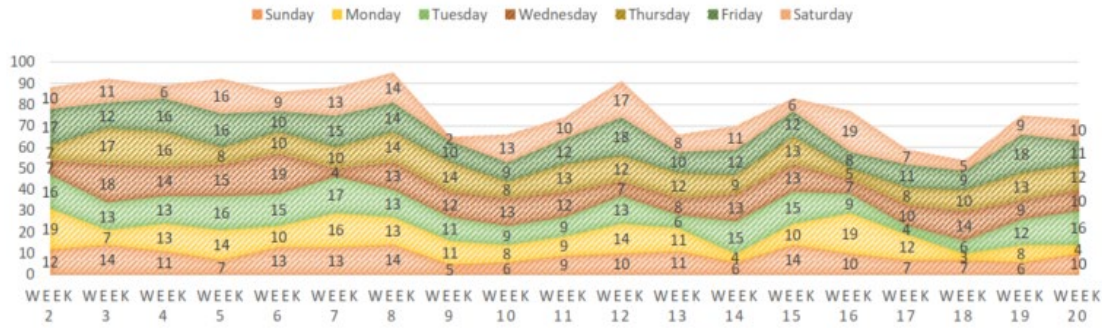


The Electronic Surveillance System for the Early Notification of Community-Based Epidemics (ESSENCE-FL) includes chief complaint data from 213 of 214 Florida EDs. Data are transmitted electronically to ESSENCE-FL daily or hourly.



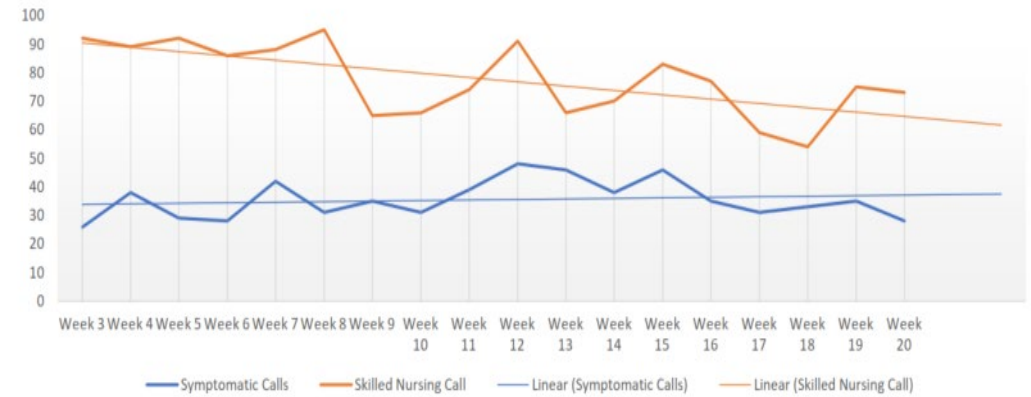
Nursing Facilities

NURSING FACILITY CALLS FOR SERVICE



Call Trends

Symptomatic Calls and Skilled Nursing Calls



Testing and Incidence Rates

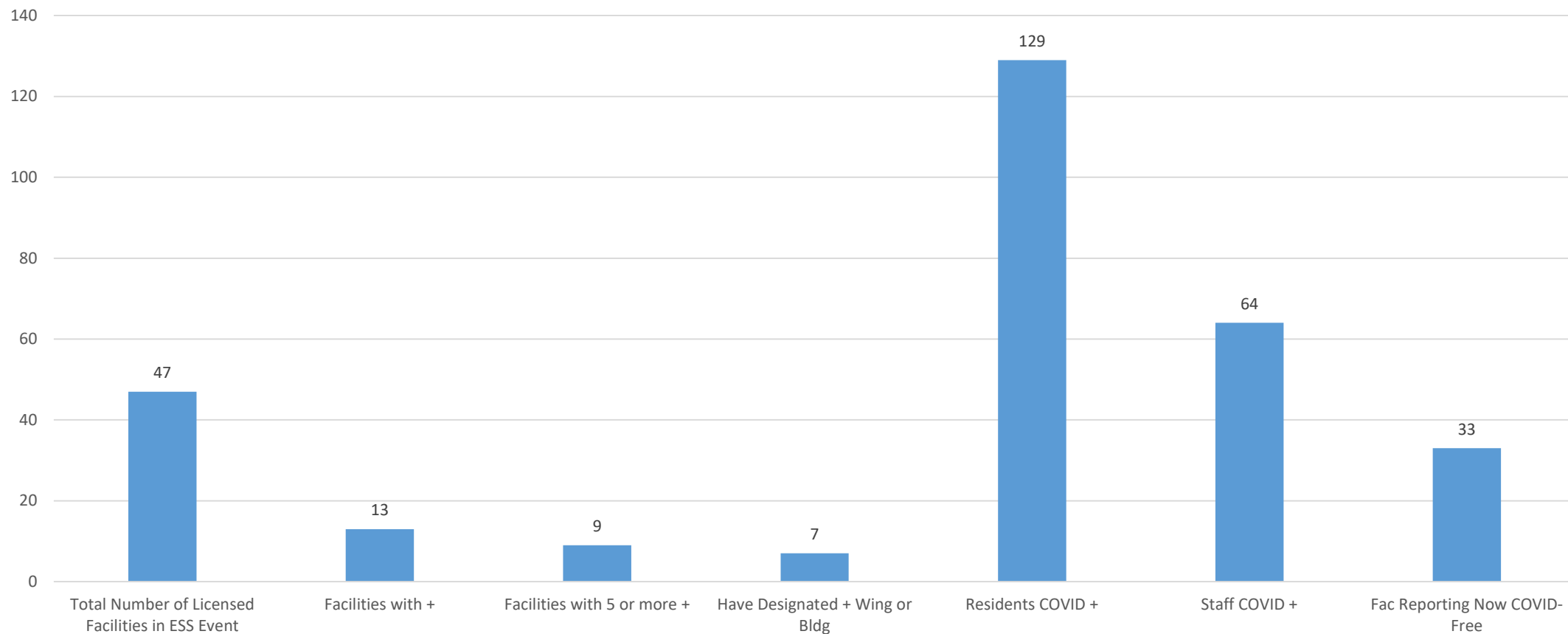
- COVID-19 Charlotte 211.35 per 100,000
- COVID 19 Florida 216.23 per 100,000
- COVID 19-NY 1806.20 per 100,000
- per 100,000 Charlotte
- 4203 tests (2.3%)
- 3809 negative
- 392 Positive- (9.3% positivity rate)



Charlotte COVID-19 Updates

- Total Cases:
 - Residents: 391
 - Residents Not in Florida: 0
 - Non-Residents: 1
- Demographics of Cases
 - Age Range: 3 to 101
 - Median Age: 68
 - Male: 37%
 - Female: 63%
- COVID ICU 8 (12)
- COVID Non-ICU 25 (59)
- Total Hospitalized 27 (37)
- PUI's 58 (56)
- Prior Day Admits- 4 (8)
- Discharges 5 (3)
- Tot Lic. Beds 815- 457Census
- 88 Vent Assist capacity
- 35 Vents Onsite
- 13 COVID on Vent
- LTCF Stats
 - 1260 Beds
 - 945 Census
 - 81 COVID + Residents
 - 49 COVID+ Staff
 - 182 Pending Tests
 - 16 Transferred Out

LTCF Breakdown



Future Strategy

- Future Testing
 - Open Sites
 - Specialty Sites
 - Health Department
 - Private Providers
- Utilization of Medical Volunteers
- Preparation for Hurricane Season
- Non Congregate Housing
- COAD

- COVID 19 Class
- Industry Guidance
- Medical Facility Meetings
- Recovery Workgroup



Questions?

Joseph D. Pepe, Ed. D. MSA

Administrator

Florida Department of Health

March 2020

Call Center: 866-779-6121

Email: Covid-19@flhealth.gov

