

A large, stylized graphic in the background features a yellow sun with rays on the left and a green leaf on the right, both with white outlines. Below the sun is a light blue curved shape. The text is overlaid on this graphic.

MSBU PUBLIC HEARING

July 17, 2025

West County

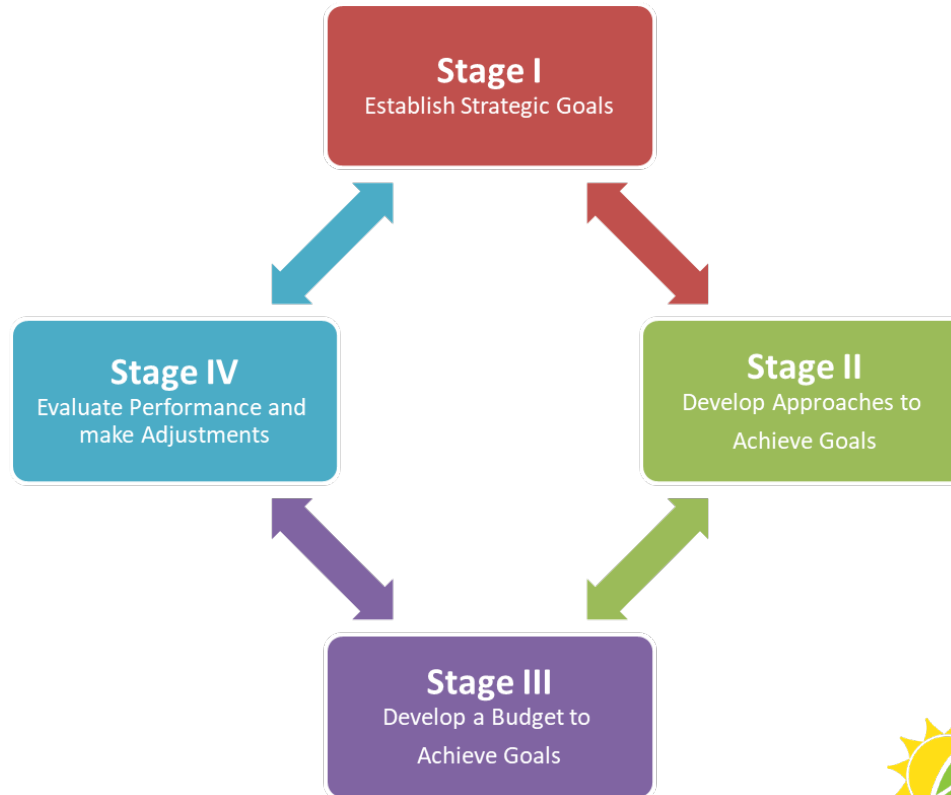


CHARLOTTE COUNTY
FLORIDA

Agenda

- Overview of Budget Process
- Public Hearings
 1. Englewood East Street and Drainage Unit
 2. Gardens of Gulf Cove Street and Drainage Unit
 3. Placida Area Street and Drainage Unit
 4. South Gulf Cove Street and Drainage Unit
 5. South Gulf Cover Street and Drainage Unit – Phases 2, 3, 4, 5

Stages of the Budget Process



Budget Process Calendar

December

Budget Process Introduction Workshop
Compiling results from Employee Survey and Citizens Survey

January

Prepare Strategic Review Packet for BCC: Citizen and Employee Surveys, Next Big Things, Scenario Planning
Updating Financial Trends and Projections
Reviewing Organization and Community Plan

February

BCC Strategic Plan Workshop (BCC Retreat)
Board Workshop for Capital Projects
Departments to Update Performance Based Budget Information (PBB)
Department Budget Submission Due

March

Budget Process Update Workshop:

- Overview of Financial Trends
- Review of Policies
- Preliminary Projections
- Confirm Updated Bold Goals

Department meetings with Budget Director to review operations and programs, confirm requests and prepare for meeting with Admin

April

Departmental Budget meetings with Admin

May

BCC Strategic Focus Area Workshops:

- Review of operations, service levels, and cost by strategic focus area
- Review efforts to advance BCC Goals
- Update Revenue Picture

June

Internal balancing of budget

July

Presentation of Recommended Budget
MSBU Public Hearings

September

Public Hearings on Recommended 2025/26 – 2026/27 Budget
BCC adoption of 2025/26-2026/27 Budget
Public Hearing to adopt final FY2026 MSBU rates
BCC adoption of FY2026 Capital Improvement Program

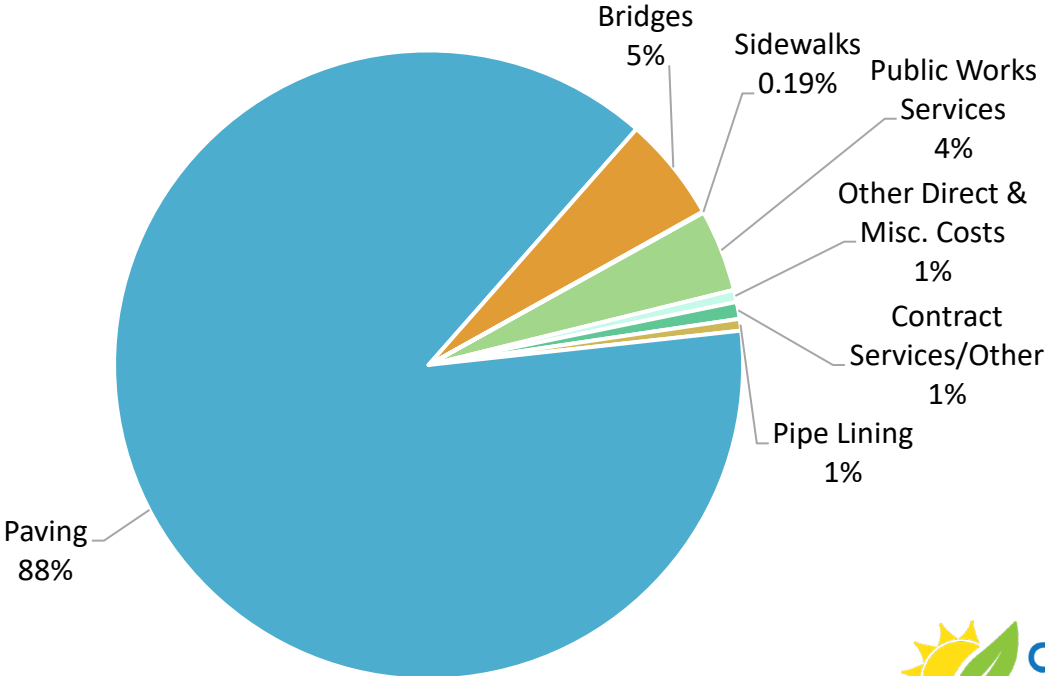
Englewood East Street and Drainage

Englewood East Street and Drainage

	ERU's	FY25 Current Rate	FY26 Proposed Rate	FY26 Proposed Incr / (Decr)	Current Maximum Rate	Proposed Maximum Rate
Vacant and Occupied:	16,362.70	\$190.00	\$350.00	\$160.00	\$190.00	\$350.00
Estimated Beginning Balance			FY24 Actual	FY25 Projected	FY26 Budget	FY27 Budget
			\$ 7,101,796	\$ 8,962,258	\$ 14,061,694	\$ 6,405,105
Revenue:						
Net Assessment Revenue			\$ 3,536,529	\$ 3,076,563	\$ 5,518,876	\$ 5,493,418
Borrowing			\$ -	\$ 4,560,000	\$ 12,580,000	\$ 16,967,000
Estimated Total Funds Available			\$ 10,638,325	\$ 16,598,821	\$ 32,160,570	\$ 28,865,523
Expenditures:						
Public Works Services			\$ 971,102	\$ 1,127,238	\$ 1,051,306	\$ 1,036,645
Other Direct & Misc. Costs			\$ 56,166	\$ 72,045	\$ 155,080	\$ 156,107
Contract Services/Other			\$ 205,648	\$ 206,890	\$ 216,472	\$ 221,018
Pipe Lining			\$ 57,250	\$ 150,000	\$ 150,000	\$ 150,000
Paving			\$ -	\$ -	\$ 21,989,269	\$ 16,917,720
Bridges			\$ 385,728	\$ 923,956	\$ 1,344,281	\$ -
Sidewalks			\$ 173	\$ -	\$ 13,121	\$ 841,934
Debt Services			\$ -	\$ 56,998	\$ 835,936	\$ 2,373,377
Estimated Total Expenditures			\$ 1,676,067	\$ 2,537,127	\$ 25,755,465	\$ 21,696,801
Estimated Ending Balance			\$ 8,962,258	\$ 14,061,694	\$ 6,405,105	\$ 7,168,722

*Principal work program activities:
Recurring maintenance of
sidewalks, pipe lining, drainage
maintenance, pipe cleaning/
repair/ replacement, asphalt
maintenance right-of-way safety
mowing, sidewalk construction,
and traffic sign maintenance.*

Where Does Your MSBU Dollar Go? Englewood East Street and Drainage

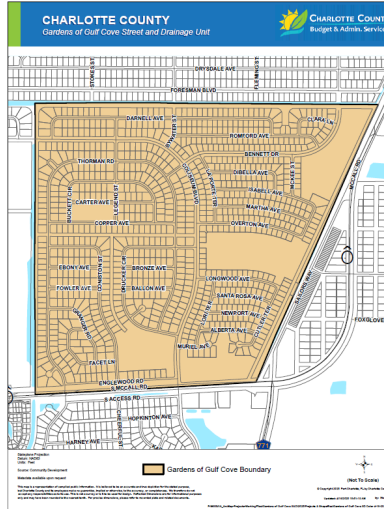


Englewood East Street and Drainage

- Questions?
- Begin Public Hearing

Gardens of Gulf Cove Street and Drainage

Gardens of Gulf Cove Street and Drainage



The MSBU Advisory Board would like to increase their rate by \$265 for an increase to costs associated with paving and pipe lining.

Current rate is \$350. Max rate \$350.

Proposed rate: \$615.

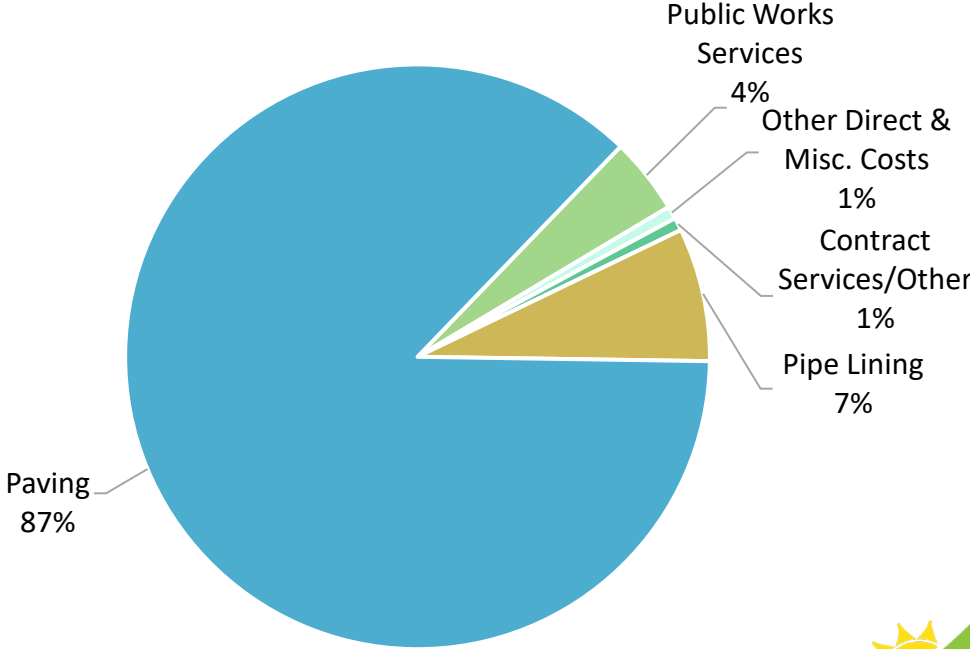
Gardens of Gulf Cove Street and Drainage

	ERU's	FY25 Current Rate	FY26 Proposed Rate	FY26 Proposed Incr / (Decr)	Current Maximum Rate	Proposed Maximum Rate
Vacant and Occupied:	990.10	\$350.00	\$615.00	\$265.00	\$350.00	\$615.00
			FY24 Actual	FY25 Projected	FY26 Budget	FY27 Budget
Estimated Beginning Balance			\$ 963,724	\$ 625,017	\$ 563,352	\$ 771,549
Revenue:						
Net Assessment Revenue			\$ 393,369	\$ 330,071	\$ 580,438	\$ 581,167
Borrowing			\$ -	\$ -	\$ 3,093,000	\$ -
Estimated Total Funds Available			\$ 1,357,093	\$ 955,088	\$ 4,236,790	\$ 1,352,716
Expenditures:						
Public Works Services			\$ 29,281	\$ 113,411	\$ 142,785	\$ 126,170
Other Direct & Misc. Costs			\$ 7,801	\$ 8,551	\$ 23,825	\$ 24,332
Contract						
Services/Other			\$ 12,961	\$ 22,780	\$ 24,301	\$ 24,581
Pipe Lining			\$ 682,033	\$ 246,995	\$ 250,000	\$ 250,000
Paving			\$ -	\$ -	\$ 2,947,000	\$ 160,000
Debt Services			\$ -	\$ -	\$ 77,330	\$ 354,492
Estimated Total Expenditures			\$ 732,076	\$ 391,737	\$ 3,465,241	\$ 939,575
Estimated Ending Balance			\$ 625,017	\$ 563,352	\$ 771,549	\$ 413,141

*Principal work program activities:
Recurring maintenance of
sidewalks, pipe lining, drainage
maintenance, pipe cleaning/
repair/ replacement, asphalt
maintenance right-of-way safety
mowing, and traffic sign
maintenance.*



Where Does Your MSBU Dollar Go? Gardens of Gulf Cove Street and Drainage

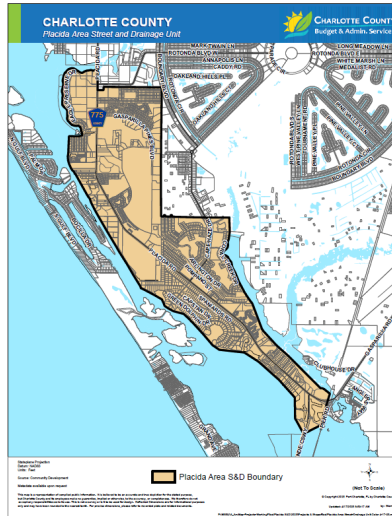


Gardens of Gulf Cove Street and Drainage

- Questions?
- Begin Public Hearing

Placida Area Street and Drainage

Placida Area Street and Drainage



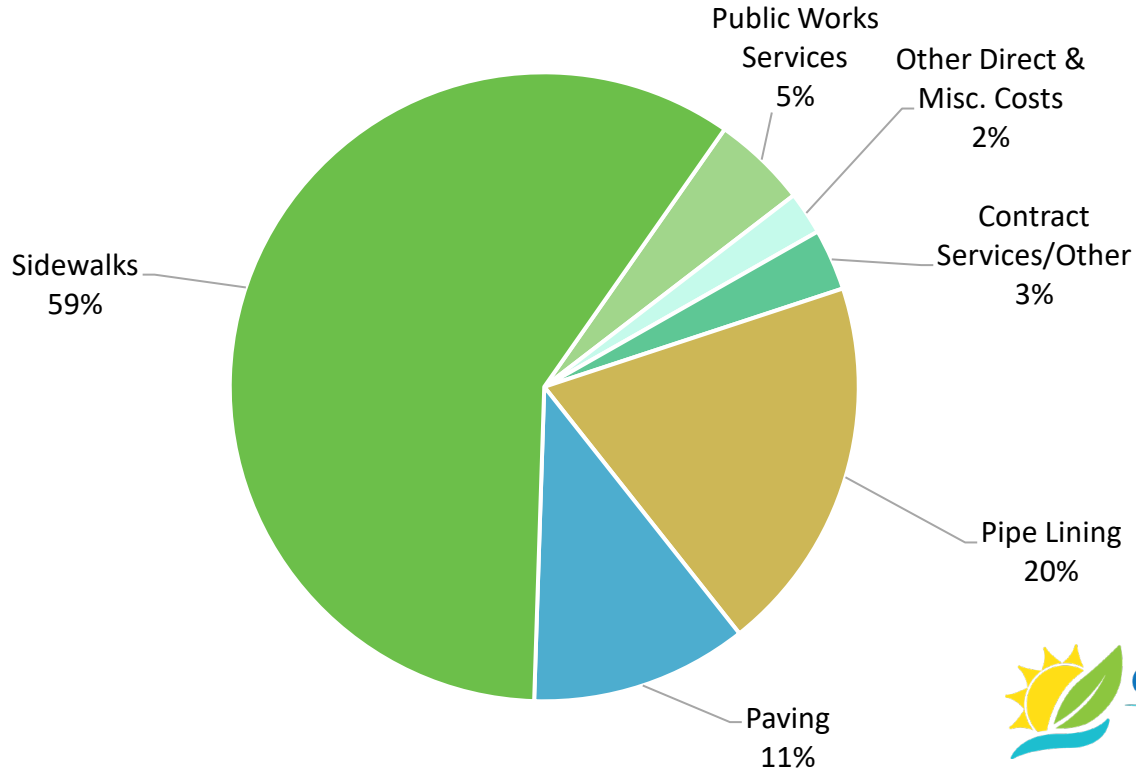
The MSBU Advisory Board would like to increase their rate by \$299.85 for planned sidewalks in FY26.
Current rate is \$235.15. Max rate \$235.33.
Proposed rate: \$535.

Placida Area Street and Drainage

	ERU's	FY25 Current Rate	FY26 Proposed Rate	FY26 Proposed Incr / (Decr)	Current Maximum Rate	Proposed Maximum Rate
Vacant and Occupied:	2,079.23	\$235.15	\$535.00	\$299.85	\$235.33	\$535.00
			FY24 Actual	FY25 Projected	FY26 Budget	FY27 Budget
Estimated Beginning Balance			\$ 1,900,032	\$ 2,094,420	\$ 638,137	\$ 452,463
Revenue:						
Net Assessment Revenue			\$ 600,870	\$ 504,024	\$ 1,058,891	\$ 1,058,274
Borrowing			\$ -	\$ 2,199,000	\$ 1,432,000	\$ -
Estimated Total Funds Available			\$ 2,500,902	\$ 4,797,444	\$ 3,129,028	\$ 1,510,737
Expenditures:						
Public Works Services			\$ 265,096	\$ 370,123	\$ 113,854	\$ 117,723
Other Direct & Misc. Costs			\$ 14,702	\$ 20,847	\$ 51,695	\$ 82,867
Contract Services/Other			\$ 99,935	\$ 64,790	\$ 74,066	\$ 125,390
Pipe Lining			\$ -	\$ 37,400	\$ 455,410	\$ 60,000
Paving			\$ -	\$ 3,647,820	\$ 262,000	\$ -
Bridges			\$ 26,572	\$ -	\$ 15,071	\$ 46,569
Sidewalks			\$ 177	\$ -	\$ 1,389,315	\$ -
Debt Services			\$ -	\$ 18,327	\$ 315,154	\$ 592,149
Estimated Total Expenditures			\$ 406,482	\$ 4,159,307	\$ 2,676,565	\$ 1,024,698
Estimated Ending Balance			\$ 2,094,420	\$ 638,137	\$ 452,463	\$ 486,039

*Principal work program activities:
Recurring maintenance of
sidewalks, pipe lining, drainage
maintenance, pipe cleaning/
repair/ replacement, asphalt
maintenance right-of-way safety
mowing, sidewalk construction
and traffic sign maintenance.*

Where Does Your MSBU Dollar Go? Placida Area Street and Drainage

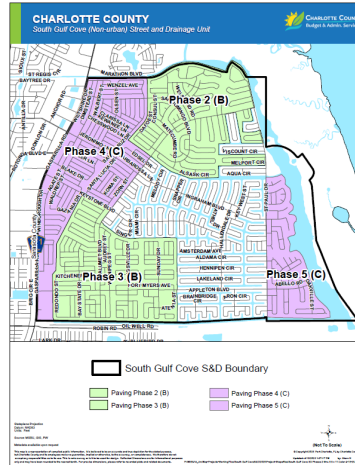


Placida Area Street and Drainage

- Questions?
- Begin Public Hearing

South Gulf Cove Street and Drainage

South Gulf Cove Street and Drainage Phases 2, 3, 4, 5



The MSBU Advisory Board would like to increase their rate to \$306 for paving in areas designated as Phase 2, 3, 4 and 5.

Current rate is \$0.

Proposed rate: \$306.

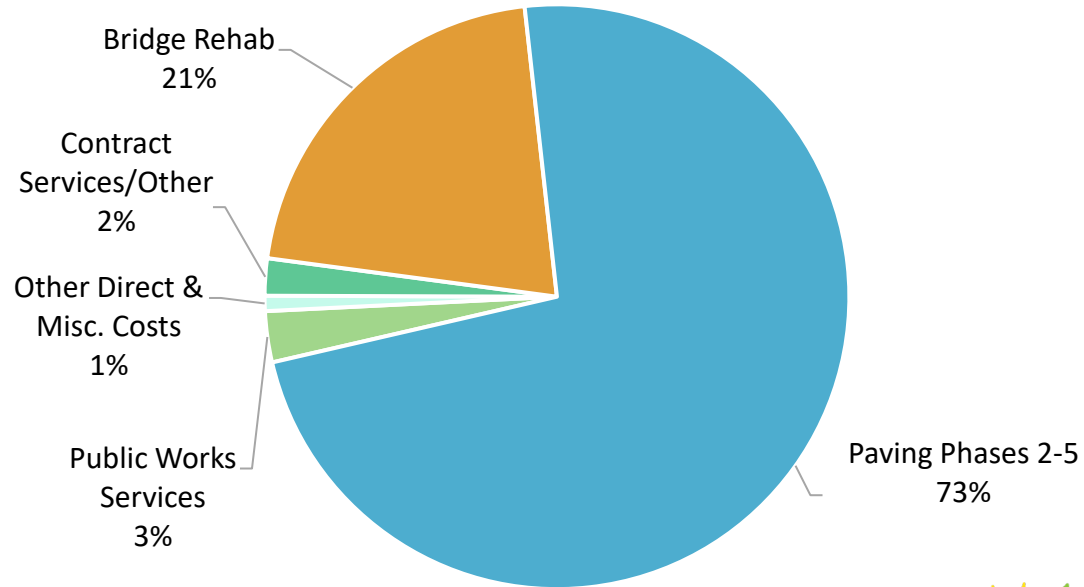
Max rate:	\$102.14 phase 2
	\$124.01 phase 3
	\$121.87 phase 4
	\$199.59 phase 5

South Gulf Cove Street and Drainage

	ERU's	FY25 Current Rate	FY26 Proposed Rate	FY26 Proposed Incr / (Decr)	Current Maximum Rate	Proposed Maximum Rate
Maintenance						
Vacant and Occupied:	14,506.55	\$105.00	\$119.00	\$14.00	\$105.00	\$119.00
Sidewalks						
Vacant and Occupied:	14,564.14	\$41.00	\$41.00	\$0.00	\$41.00	N/A
Paving Phases 2, 3, 4, 5						
Vacant and Occupied:	9,701.40	\$0.00	\$306.00	\$306.00	\$102.14-\$199.59	\$306.00
			FY24 Actual	FY25 Projected	FY26 Budget	FY26 Budget
Estimated Beginning Balance			\$ 6,619,224	\$ 5,680,892	\$ 3,841,607	\$ 5,741,915
Revenue:						
Net Assessment Revenue			\$ 2,458,469	\$ 2,038,134	\$ 5,042,154	\$ 4,661,398
Borrowing - Bridges			\$ -	\$ -	\$ 2,669,000	\$ -
Borrowing - Paving Ph 2, 3, 4, 5			\$ -	\$ -	\$ 14,470,000	\$ 15,049,000
Estimated Total Funds Available			\$ 9,077,694	\$ 7,719,026	\$ 26,022,761	\$ 25,452,313
Expenditures:						
Public Works Services			\$ 636,379	\$ 562,254	\$ 531,910	\$ 847,554
Other Direct & Misc. Costs			\$ 108,137	\$ 97,990	\$ 158,541	\$ 152,545
Contract Services/Other			\$ 287,905	\$ 426,993	\$ 387,228	\$ 393,896
Bridge Rehab			\$ 1,270,150	\$ 1,749,340	\$ 3,980,450	\$ 720,000
Paving Phases 2, 3, 4, 5			\$ -	\$ -	\$ 13,786,000	\$ 15,105,000
Debt Services			\$ 1,094,231	\$ 1,040,842	\$ 1,436,717	\$ 2,756,040
Estimated Total Expenditures			\$ 3,396,802	\$ 3,877,419	\$ 20,280,846	\$ 19,975,035
Estimated Ending Balance			\$ 5,680,892	\$ 3,841,607	\$ 5,741,915	\$ 5,477,278

*Principal work program activities:
Recurring maintenance of
sidewalks, pipe lining, drainage
maintenance, pipe cleaning/
repair/ replacement, asphalt
maintenance right-of-way safety
mowing, and traffic sign
maintenance.*

Where Does Your MSBU Dollar Go? South Gulf Cove Street and Drainage



South Gulf Cove Street and Drainage

- Questions?
- Begin Public Hearing