

Parks, Sport Fields & Libraries

Reductions to levels of maintenance
& levels of service

October 21, 2025



CHARLOTTE COUNTY
FLORIDA

Parks

P&R Master Plan - Staffing

- Park staffing
 - Evaluated each park and maintenance work group to determine staffing needs based on what amenities are in each park and what mode each park is maintained at
- Park staffing methodology
 - Created a time-based matrix for maintaining different types of amenities
 - Updated levels of maintenance & operation (LOMO) modes
 - Updated the amenity inventory for each park
 - Updated the supervisory structure
- Staffing optimization to meet recommended modes
 - 15 FTE in FY26 cost of \$1,110,000
 - 12 FTE in FY27 cost of \$888,000
 - Note – additional staffing would be required in next budget as well
 - **Not funded**

P&R Master Plan - LOMO

- Parks Maintenance LOMO modes
 - **Mode 1:** Intensive 7 days per week maintenance, more extensive work that would surpass other service level areas, repairs performed day-of or as soon as possible
 - **Mode 2:** High level of maintenance, visited 5 days per week, to provide areas that are safe and orderly in appearance, repair work orders submitted end of each workday
 - **Mode 3:** Moderate level of maintenance, visited 3 days per week, to provide areas that are safe and orderly in appearance, repair work orders submitted weekly
 - **Mode 4:** Moderately-low level of maintenance, visited weekly, to provide areas that are safe and tolerant of wear & tear, repair work orders submitted bi-weekly
 - **Mode 5:** Low level of maintenance, visited monthly, to provide areas that are safe, repair work orders submitted monthly

Parks LOMO – Option 1

Parks and Natural Resources Levels of Maintenance & Operations Modes		
Park	2024 BCC Approved Mode (new standard)	2025 LOMO Budget Adjustment Scenario 1 for Parks Maintenance
<u>Active Parks</u>		All parks are reduced by 1 Mode from 2024 BCC approved modes
Note: Parks in RED are closed/significantly impacted by hurricane damages		
Ainger Creek Park	1	2
Allapatchee Shores Park	4	5
Anger Fishing Pier	1	0
Audubon-Pennington Nature Park	5	5
Bayshore Live Oak Park	1	3
Bissett Park	2	3
Boca Grande Fishing Pier	3	4
Butterford Waterway Park	4	5
Cape Haze Pioneer Trail	3	4
Cedar Point Environmental Park	3	4
Centennial Fishing Pier	3	4
Chester Roberts Park	4	5
Darst Park	3	4
Deep Creek Park	2	3
El Jobean Boat Ramp	1	2
El Jobean Fishing Pier	1	0
Englewood Beach/Chadwick Park	1	2
Englewood East Park	3	4
G. C. Herring Park	3	4
Harbour Heights Park	2	3
Hathaway Park	3	4

Parks and Natural Resources Levels of Maintenance & Operations Modes		
Park	2024 BCC Approved Mode (new standard)	2025 LOMO Budget Adjustment Scenario 1 for Parks Maintenance
<u>Active Parks</u>		All parks are reduced by 1 Mode from 2024 BCC approved modes
Note: Parks in RED are closed/significantly impacted by hurricane damages		
Higgs Park	3	4
Katherine-Ariens Dog Park	1	2
Lake Betty Park	3	4
Larry Taylor Kiwanis Park	2	3
Lemon Bay Sunrise Park	1	2
Live Oak Point	1	0
McGuire Park	1	2
Midway Park	4	5
Myakka River Park	5	5
Ollie's Pond Park	4	5
Placida Fishing Pier	1	0
Placida Park	1	2
Port Charlotte Beach Park	1	2
Randy Spence Park	3	4
Riverside Park	4	5
Rotonda Community Park	1	2
San Domingo Park	3	4
Scott Park	5	N/A
South Gulf Cove Park	2	3
Springlake Park	2	3
St. Paul Linear Park	3	4
Stump Pass State Park	1	0
The Learning Garden	NGO	NGO
Tringali Park	1	2
William R. Gaines Jr. Veterans Memorial Park	2	3

Parks LOMO – Option 2

Parks and Natural Resources Levels of Maintenance & Operations Modes			
Park	2024 BCC Approved Mode (new standard)	2025 LOMO Budget Adjustment Scenario 1 for Parks Maintenance	2025 LOMO Budget Adjustment Scenario 2 for Parks Maintenance
<p align="center"><u>Active Parks</u></p> <p>Note: Parks in RED are closed/significantly impacted by hurricane damages</p>		<p>All parks are reduced by 1 Mode from 2024 BCC approved modes</p>	<p>Parks in PINK have no reductions; parks in PURPLE are reduced by more than 1 mode from 2024 BCC approved modes</p>
Ainger Creek Park	1	2	2
Allapatchee Shores Park	4	5	5
Anger Fishing Pier	1	0	0
Audubon-Pennington Nature Park	5	5	5
Bayshore Live Oak Park	1	3	3
Bissett Park	2	3	3
Boca Grande Fishing Pier	3	4	4
Butterford Waterway Park	4	5	5
Cape Haze Pioneer Trail	3	4	4
Cedar Point Environmental Park	3	4	4
Centennial Fishing Pier	3	4	4
Chester Roberts Park	4	5	5
Darst Park	3	4	4
Deep Creek Park	2	3	3
El Jobean Boat Ramp	1	2	2
El Jobean Fishing Pier	1	0	0
Englewood Beach/Chadwick Park	1	2	1
Englewood East Park	3	4	4
G. C. Herring Park	3	4	4
Harbour Heights Park	2	3	3
Hathaway Park	3	4	4

Parks and Natural Resources Levels of Maintenance & Operations Modes			
Park	2024 BCC Approved Mode (new standard)	2025 LOMO Budget Adjustment Scenario 1 for Parks Maintenance	2025 LOMO Budget Adjustment Scenario 2 for Parks Maintenance
<p align="center"><u>Active Parks</u></p> <p>Note: Parks in RED are closed/significantly impacted by hurricane damages</p>		<p>All parks are reduced by 1 Mode from 2024 BCC approved modes</p>	<p>Parks in PINK have no reductions; parks in PURPLE are reduced by more than 1 mode from 2024 BCC approved modes</p>
Higgs Park	3	4	4
Katherine-Ariens Dog Park	1	2	2
Lake Betty Park	3	4	4
Larry Taylor Kiwanis Park	2	3	3
Lemon Bay Sunrise Park	1	2	2
Live Oak Point	1	0	0
McGuire Park	1	2	1
Midway Park	4	5	5
Myakka River Park	5	5	5
Ollie's Pond Park	4	5	5
Placida Fishing Pier	1	0	0
Placida Park	1	2	1
Port Charlotte Beach Park	1	2	2
Randy Spence Park	3	4	4
Riverside Park	4	5	5
Rotonda Community Park	1	2	2
San Domingo Park	3	4	4
Scott Park	5	N/A	N/A
South Gulf Cove Park	2	3	4
Springlake Park	2	3	4
St. Paul Linear Park	3	4	4
Stump Pass State Park	1	0	0
The Learning Garden	NGO	NGO	NGO
Tringali Park	1	2	3
William R. Gaines Jr. Veterans Memorial Park	2	3	3

Parks LOMO – Option 3

Parks and Natural Resources Levels of Maintenance & Operations Modes				
Park	2024 BCC Approved Mode (new standard)	2025 LOMO Budget Adjustment Scenario 1 for Parks Maintenance	2025 LOMO Budget Adjustment Scenario 2 for Parks Maintenance	2025 LOMO Budget Adjustment Scenario 3 for Parks Maintenance
<p style="text-align: center;"><u>Active Parks</u></p> <p>Note: Parks in RED are closed/significantly impacted by hurricane damages</p>		All parks are reduced by 1 Mode from 2024 BCC approved modes	Parks in PINK have no reductions; parks in PURPLE are reduced by more than 1 mode from 2024 BCC approved modes	Parks in PINK have no reductions; parks in PURPLE are reduced by more than 1 mode from 2024 BCC approved modes
Ainger Creek Park	1	2	2	2
Allapatchee Shores Park	4	5	5	5
Anger Fishing Pier	1	0	0	0
Audubon-Pennington Nature Park	5	5	5	5
Bayshore Live Oak Park	1	3	3	3
Bissett Park	2	3	3	3
Boca Grande Fishing Pier	3	4	4	4
Butterford Waterway Park	4	5	5	5
Cape Haze Pioneer Trail	3	4	4	4
Cedar Point Environmental Park	3	4	4	4
Centennial Fishing Pier	3	4	4	4
Chester Roberts Park	4	5	5	5
Darst Park	3	4	4	4
Deep Creek Park	2	3	3	3
El Jobean Boat Ramp	1	2	2	2
El Jobean Fishing Pier	1	0	0	0
Englewood Beach/Chadwick Park	1	2	1	1
Englewood East Park	3	4	4	4
G. C. Herring Park	3	4	4	4
Harbour Heights Park	2	3	3	2
Hathaway Park	3	4	4	4

Parks and Natural Resources Levels of Maintenance & Operations Modes				
Park	2024 BCC Approved Mode (new standard)	2025 LOMO Budget Adjustment Scenario 1 for Parks Maintenance	2025 LOMO Budget Adjustment Scenario 2 for Parks Maintenance	2025 LOMO Budget Adjustment Scenario 3 for Parks Maintenance
<p style="text-align: center;"><u>Active Parks</u></p> <p>Note: Parks in RED are closed/significantly impacted by hurricane damages</p>		All parks are reduced by 1 Mode from 2024 BCC approved modes	Parks in PINK have no reductions; parks in PURPLE are reduced by more than 1 mode from 2024 BCC approved modes	Parks in PINK have no reductions; parks in PURPLE are reduced by more than 1 mode from 2024 BCC approved modes
Higgs Park	3	4	4	4
Katherine-Ariens Dog Park	1	2	2	2
Lake Betty Park	3	4	4	4
Larry Taylor Kiwanis Park	2	3	3	3
Lemon Bay Sunrise Park	1	2	2	2
Live Oak Point	1	0	0	0
McGuire Park	1	2	1	1
Midway Park	4	5	5	5
Myakka River Park	5	5	5	5
Ollie's Pond Park	4	5	5	5
Placida Fishing Pier	1	0	0	0
Placida Park	1	2	1	1
Port Charlotte Beach Park	1	2	2	3
Randy Spence Park	3	4	4	4
Riverside Park	4	5	5	5
Rotonda Community Park	1	2	2	1
San Domingo Park	3	4	4	4
Scott Park	5	N/A	N/A	N/A
South Gulf Cove Park	2	3	4	4
Springlake Park	2	3	4	4
St. Paul Linear Park	3	4	4	4
Stump Pass State Park	1	0	0	0
The Learning Garden	NGO	NGO	NGO	NGO
Tringali Park	1	2	3	3
William R. Gaines Jr. Veterans Memorial Park	2	3	3	3

Park Usage

3 Year Average:

- Englewood Beach – 380k/yr
- McGuire Park – 89k/yr
- Placida Boat Ramp – 216k/yr
- Rotonda Community Park – 90k/yr
- South Gulf Cove Park – 34k/yr
- Spring Lake Park – 61k/yr
- Tringali – 75k/yr
- Port Charlotte Beach – 374k/yr



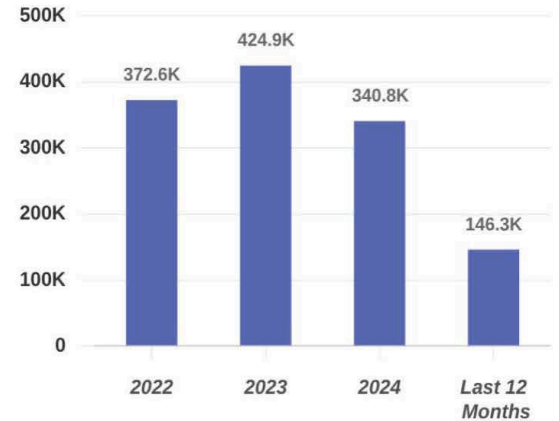
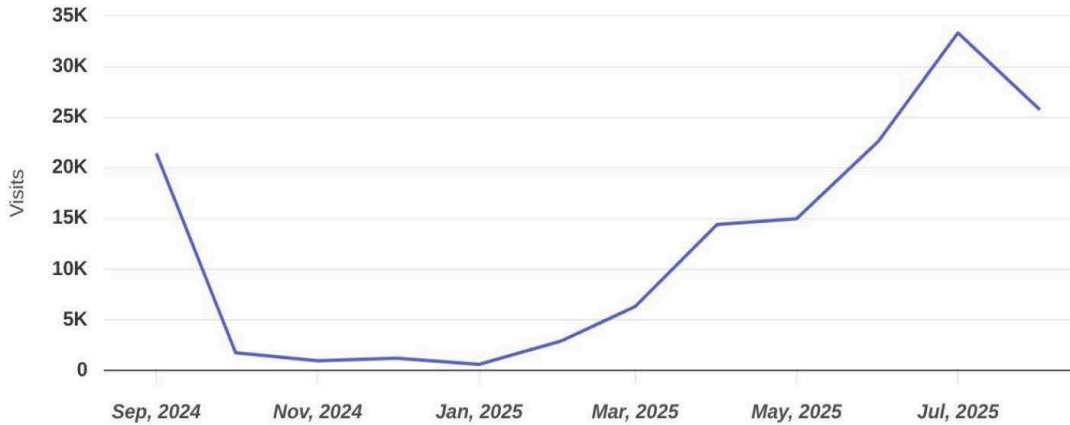
Visits Trend

Sep 1, 2024 - Aug 31, 2025

Visits Trend

Englewood Beach

N Beach Rd, Englewood, FL





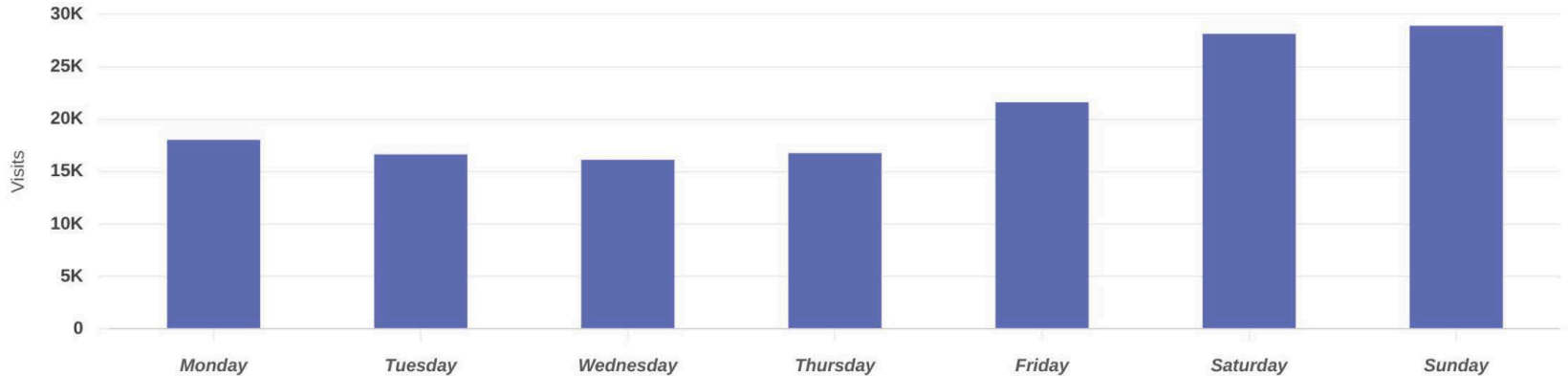
Daily Visits

Sep 1, 2024 - Aug 31, 2025

Daily Visits

Englewood Beach

N Beach Rd, Englewood, FL



Visits | Sep 1st, 2024 - Aug 31st, 2025

Data provided by Placer Labs Inc. (www.placer.ai)





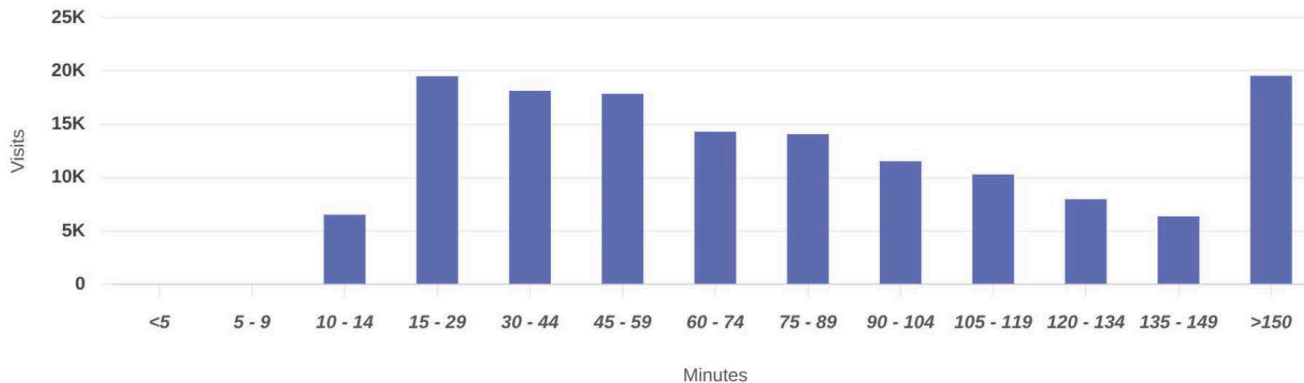
Visit Duration

Sep 1, 2024 - Aug 31, 2025

Visit Duration

Englewood Beach

N Beach Rd, Englewood, FL



Average Stay 84 min

Median Stay 71 min

Visits | Sep 1st, 2024 - Aug 31st, 2025

Data provided by Placer Labs Inc. (www.placer.ai)



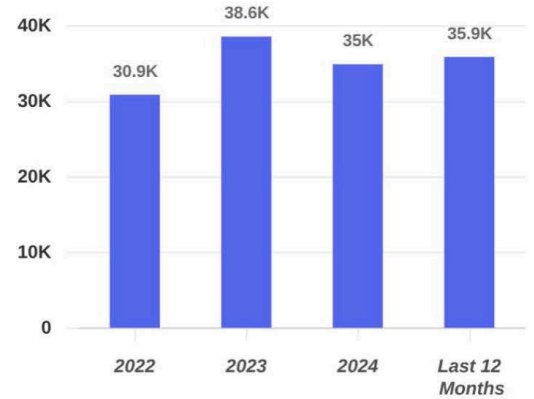
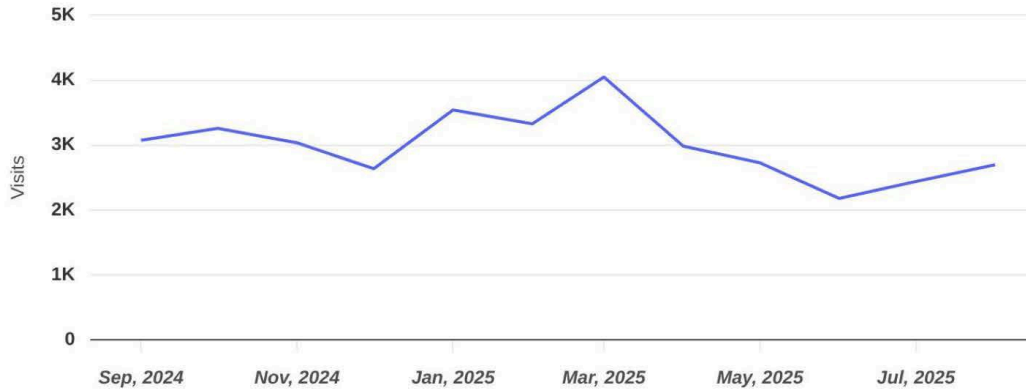


Visits Trend

Sep 1, 2024 - Aug 31, 2025

Visits Trend

South Gulf Cove Park
Amicola St, Port Charlotte, FL



Monthly | Visits | Sep 1st, 2024 - Aug 31st, 2025
Data provided by Placer Labs Inc. (www.placer.ai)



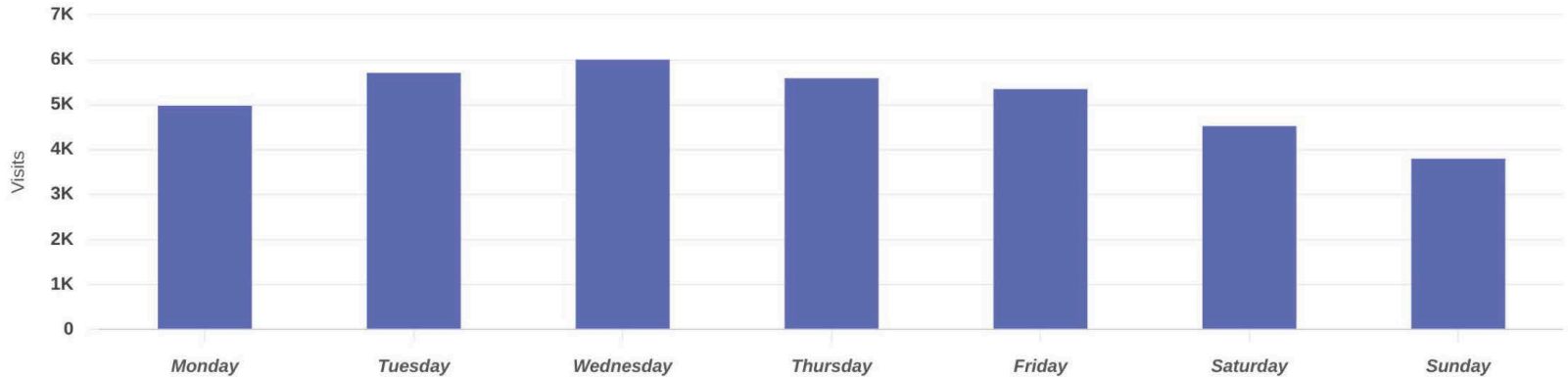
Daily Visits

Sep 1, 2024 - Aug 31, 2025

Daily Visits

South Gulf Cove Park

Amicola St, Port Charlotte, FL



Visits | Sep 1st, 2024 - Aug 31st, 2025

Data provided by Placer Labs Inc. (www.placer.ai)





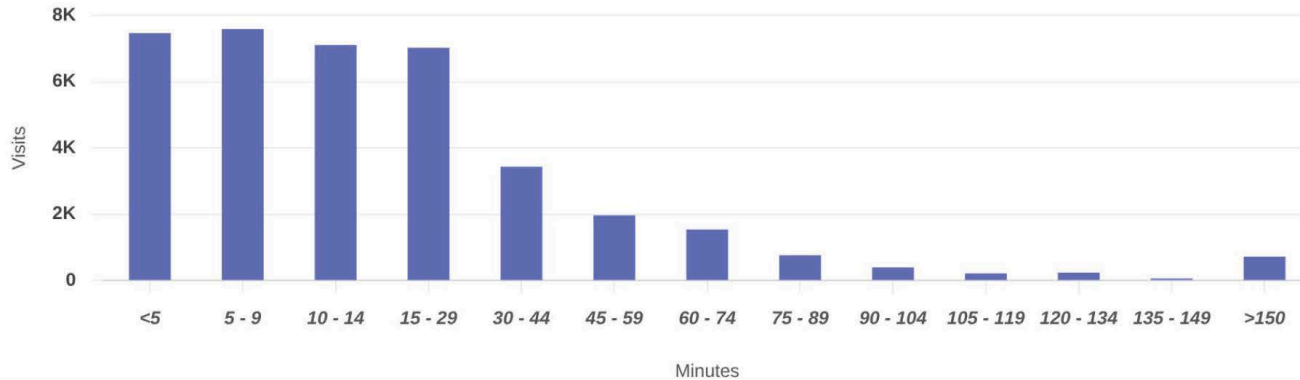
Visit Duration

Sep 1, 2024 - Aug 31, 2025

Visit Duration

South Gulf Cove Park

Amicola St, Port Charlotte, FL



Average Stay 25 min

Median Stay 13 min

Visits | Sep 1st, 2024 - Aug 31st, 2025

Data provided by Placer Labs Inc. (www.placer.ai)





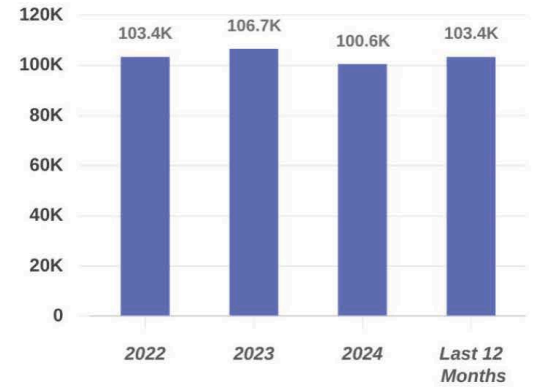
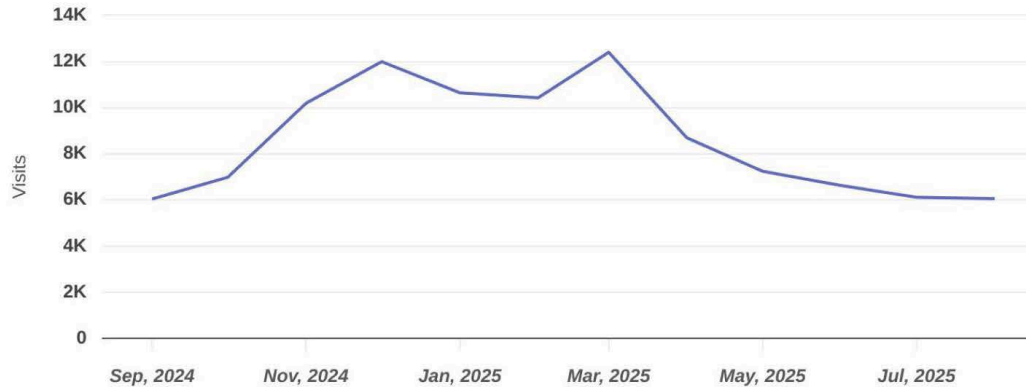
Visits Trend

Sep 1, 2024 - Aug 31, 2025

Visits Trend

William R Gaines Jr Veterans Me...

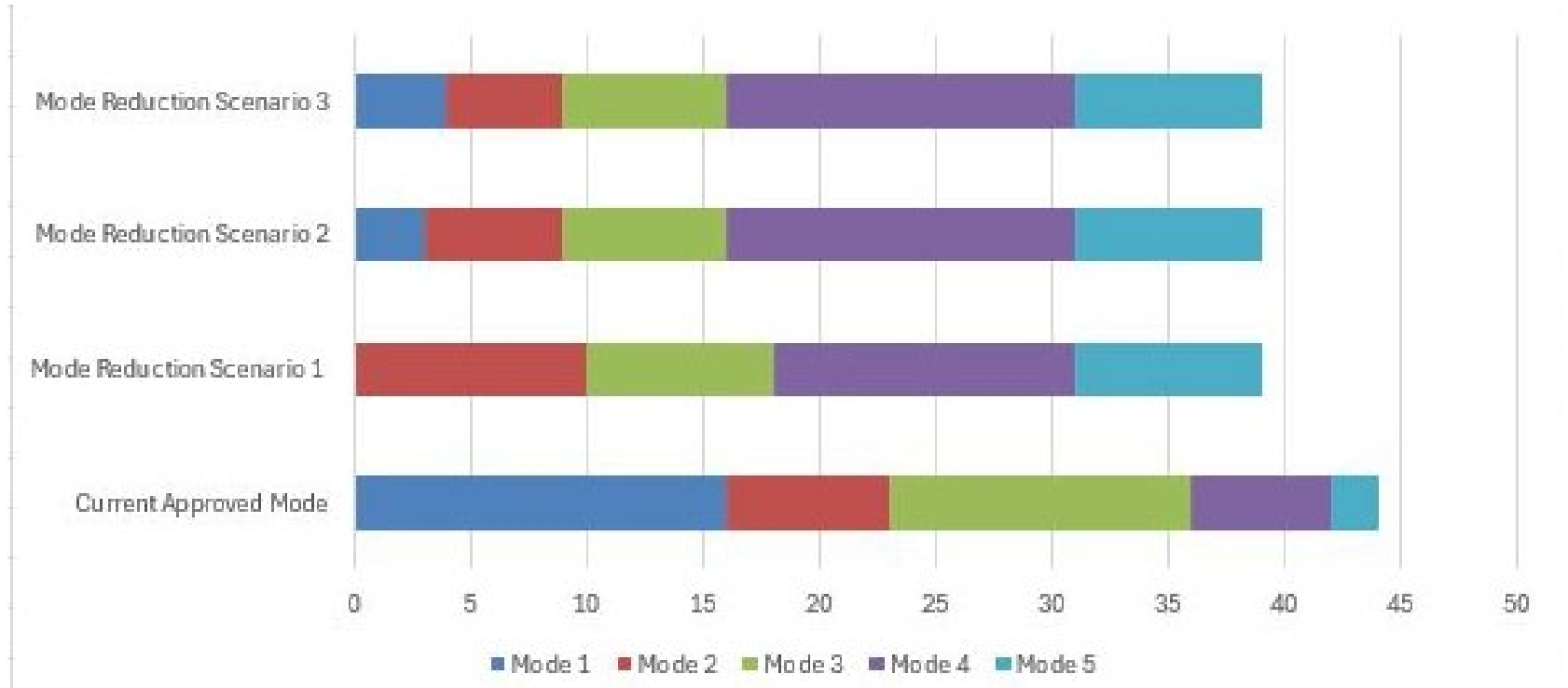
Edgewater Dr, Port Charlotte, FL



Monthly | Visits | Sep 1st, 2024 - Aug 31st, 2025
Data provided by Placer Labs Inc. (www.placer.ai)



Parks LOMO – Option Summary



Parks LOMO – Recommendations

Option 1

- Move all parks down 1 level

Option 2

- Move all parks down 1 level, except Englewood Beach, McGuire, Placida boat ramp
- Move South Gulf Cove, Spring Lake & Tringali down 2 levels

Option 3

- Move all parks down 1 level, except Englewood Beach, McGuire, Placida boat ramp & Rotonda Community Parks
- Move South Gulf Cove, Spring Lake, Tringali & Port Charlotte Beach Parks down 2 levels

Staff recommendation – Option 2

Impacts:

- Repairs for damage takes longer
- Graffiti takes longer to address
- Cleanliness of park goes down
- Several lower use parks will have even lower level of maintenance

Maintains:

- Several higher use parks remain at a higher level of maintenance

Sport Fields

P&R Master Plan - Staffing

- **Ballfield staff**
 - Evaluated each park and maintenance work group to determine staffing needs based on what amenities are in each park and what mode each park is maintained at
- **Ballfield staffing methodology**
 - Created a time-based matrix for maintaining different types of amenities
 - Built in the LOMO Modes for each amenity type
 - Updated the amenity inventory for each park
 - Updated the supervisory structure
- **Staffing optimization to meet recommended modes**
 - 15 FTE in FY26 cost of \$1,110,000
 - Note – additional staffing would be required in next budget as well
 - **Not funded**

P&R Master Plan - LOMO

- **Ballfield Maintenance LOMO**
 - **Mode 1**
 - High level of intensive and frequent maintenance, above recreational levels
 - Fields are staffed 7 days per week, mowed every other day
 - Tournament staffing 3 FTE for initial prep up to 5 fields; 4 FTE for a full day of service
 - **Mode 2**
 - Moderate level of maintenance, at base recreational levels
 - Fields are staffed Monday through Friday, mowed 2-3 days per week
 - Tournament staffing 2 FTE for initial prep up to 5 fields; 4 FTE for a full day of service
 - **Mode 3**
 - Moderately low-level maintenance
 - Fields staffed 2-3 days per week, mowed 1 day per week
 - Tournament staffing 1 FTE for initial prep up to 5 fields; no full day support

Sport Fields - Challenges

- Field use
 - Natural turf use recommendations from UF/IFAS Extension
 - 200 hours or less annually: sustains good field conditions
 - 400 to 600 hours annually: fair to good field conditions, some thinning turf/localized wear
 - Over 800 hours annually: significant turf loss, field damage, increased potential for injury
 - Currently, our goal would be to not exceed 800 hours per year
 - Our preference would be to be closer to 400 to 600 hours per year

Sport Fields – Operational Impacts

- ‘Mid term’ – add more/convert sport fields
 - Planned to add:
 - Centennial construction of 2 new large baseball fields, relocating disc golf and walking path
 - Harold Ave conversion to 1 large baseball field and relocation of walking path
 - Maracaibo conversion to 3 little league fields with new lighting
 - Ann & Chuck Dever conversion of cricket to soccer
 - Delayed 1 year, plan to start design in FY27
- ‘Long term’ –large sports complex
 - Previously identified possible location for this, that did not work
 - Currently no other identified location

Sport Fields - Challenges

Current field usage average by field type

		Avg hr/yr 2021-2023	Avg hr/yr 2024-2025
Baseball			
	Senior	1680	1790
	Little league	918	1201
	Tball	174	287
Softball		757	1125
Soccer		783*	1947
Football		930	1140

* Centennial was closed for over a year after Hurricane Ian

Sport Fields – local users

Park	League/Group	Season-Days Per Year	Approx Users per day	Approx Total Participants	
Ann&Chuck Dever					
Football					
	Englewood Cats	156	75	11,700	TOTAL
	Sharks Rugby	14	25	350	12,050
Beach volley					TOTAL
	Lemon Bay High School	55	40	2200	2,200

Park	League/Group	Season-Days Per Year	Approx Users per day	Approx Total Participants	
Carmalita					
Beach Volley					
	Charlotte High School	47	40	1,880	
	Sandbar Beach	9	40	360	TOTAL
	Doogie	17	40	680	2,920
Football					
	Charlotte Warriors	225	100	22,500	TOTAL
	South Florida Elite Allstars	33	100	3,300	25,800
Softball					
	Charlotte Crushers	51	25	1,275	
	Charlotte Softball Assoc	93	50	4,650	
	55+ Morning Group	62	50	3,100	
	60+ Mens Softball	64	50	3,200	TOTAL
	PG Men's	58	25	1,450	13,675

Park	League/Group	Season-Days Per Year	Approx Users per day	Approx Total Participants	
Centennial					
Beach Volley					
	Port Charlotte High School	48	40	1,920	
	Sanbar	11	40	440	TOTAL
	Doogie	29	40	1,160	3,520
Baseball					
	Charlotte Crushers	69	25	1,725	
	Charlotte Thunder	216	25	5,400	
	Chelsea,MI High School	6	50	300	
	Florida Rivals	59	25	1,475	TOTAL
	Punta Gorda Hitmen	26	25	650	9,550
Softball					TOTAL
	South Florida Clubsport	11	25	275	275
Soccer					
	Charlotte Soccer Fed	112	100	11,200	
	Fidel Park	25	25	625	TOTAL
	Imagine School of North Port	11	25	275	12,100

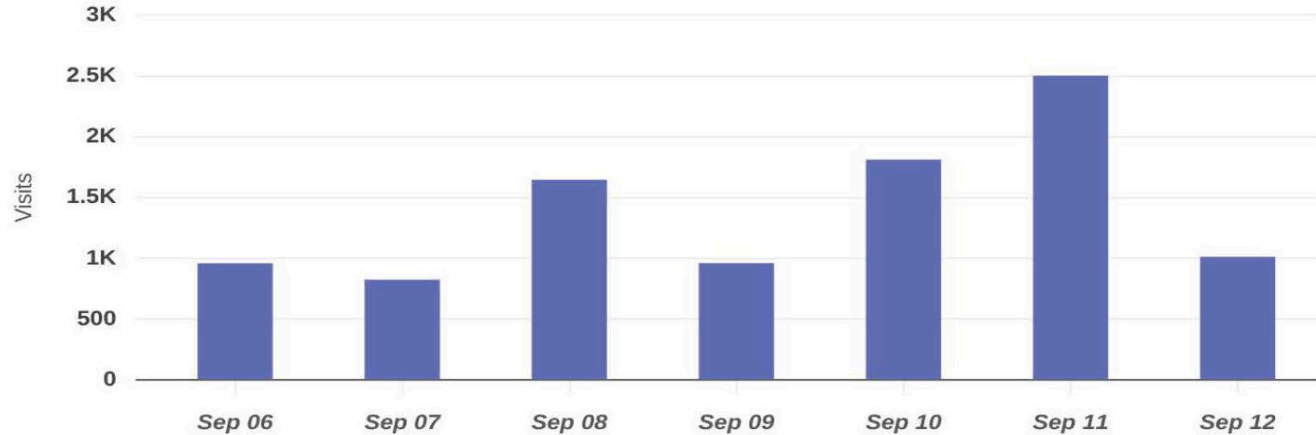
Park	League/Group	Season-Days Per Year	Approx Users per day	Approx Total Participants	
Franz Ross					
Football					
	Daughters at Play	5	50	250	
	Port Charlotte Bandits	137	100	13,700	TOTAL
	Predators	34	25	850	14,800
Park	League/Group	Season-Days Per Year	Approx Users per day	Approx Total Participants	
Harold Ave					
Baseball					
	Florida Rivals	19	25	475	
	Port Charlotte Little League	175	75	13,125	TOTAL
	Punta Gorda Hitmen	9	25	225	13,825
Softball					TOTAL
	Miss Charlotte Fastpitch	230	75	17,250	17,250

Park	League/Group	Season-Days Per Year	Approx Users per day	Approx Total Participants	Total
South County					
Baseball					
	Punta Gorda Youth Baseball/Softball	200	75	15,000	
	Charlotte Crushers	54	25	1,350	
	Lee County Mens	28	25	700	
	Punta Gorda Hitmen	15	25	375	TOTAL
	SASWFL-Sports Academy	12	50	600	18,025
Soccer					
	Charlotte Soccer Federation	181	100	18,100	
	Grace Christian School	5	25	125	
	KVBD Group	35	25	875	
	St. Charles Borromeo	4	25	100	TOTAL
	WIN Institute	4	25	100	19,300

Sport Fields - Users

Visits Trend

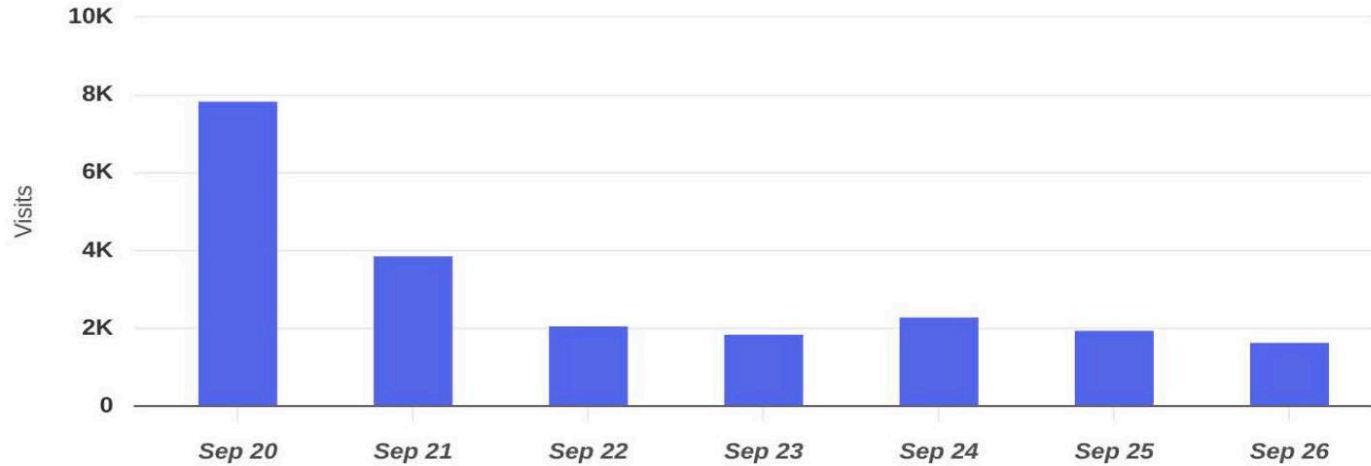
Centennial Park
Centennial Blvd, Port Charlotte, FL



Sport Fields - Users

Visits Trend

Centennial Park
Centennial Blvd, Port Charlotte, FL



Sport Fields - Users

- Tourism events on sport fields
 - 2024: 14 events, economic impact \$17,289,845
 - 2025: 12 events, economic impact \$13,778,242
 - Baseball, softball, soccer

Sport Fields LOMO – Options

Parks & Natural Resources Levels of Maintenance & Operations Modes					
Park	2024 BCC Approved Mode (new standard)	2025 LOMO Budget Adjustment Scenario 1	2025 LOMO Budget Adjustment Scenario 2	2025 LOMO Budget Adjustment Scenario 3	2025 LOMO Budget Adjustment Scenario 4
<u>Athletics Parks</u>		Parks in GREEN are reduced by 1 Mode from 2024 BCC approved modes	Parks in GREEN are reduced by 1 Mode from 2024 BCC approved modes	Parks in GREEN are reduced by 1 Mode from 2024 BCC approved modes	Parks in GREEN are reduced by 1 Mode from 2024 BCC approved modes
Ann & Chuck Dever Regional Park	2	3	2	2	2
Carmalita Park	2	2	2	2	3
Centennial Park	2	2	3	2	2
Franz Ross Park	3	3	3	3	3
Harold Avenue Regional Park	2	2	2	2	3
Maracaibo Park/Kidspace	3	3	3	3	3
South County Regional Park	2	2	2	3	2

Ballfields LOMO – Recommendations

- Option 1
 - Reduce Ann & Chuck Dever Regional Park by 1 level to Mode 3
- Option 2
 - Reduce Centennial Park by 1 level to Mode 3
- Option 3
 - Reduce South County Regional Park by 1 level to Mode 3
- Option 4
 - Reduce Carmalita & Harold Ave Regional Park by 1 level to Mode 3

Staff recommendation – Option 2, reduce Centennial Park by 1 level to Mode 3

Impacts:

Leagues - can only practice every other day, instead of every day

**Tournaments - only support 1 tournament a weekend, max of 2 tournaments per month
(would required OT)**

Libraries

Libraries - Staffing

- Due to the effects of Hurricane Ian, Mid County Regional Library (MCRL) was closed and remains closed
 - During this closure, we reallocated the staff to other libraries
 - With those additional staff, we were able to provide additional hours of operations and programs for the public

Libraries – hours of operation

		MCRL	PGC	Eng Char	PC
Pre Jan	Mon	10am-7pm	10am-6pm	closed	closed
	Tues	10am-7pm	10am-6pm	10am-6pm	10am-6pm
	Wed	10am-7pm	10am-7pm	10am-6pm	10am-6pm
	Thur	10am-7pm	10am-6pm	10am-6pm	10am-6pm
	Fri	10am-6pm	10am-6pm	10am-6pm	10am-6pm
	Sat	10am-6pm	10am-6pm	10am-6pm	10am-6pm
	Sun	closed	closed	closed	closed
Current	Mon	closed	10am-8pm	10am-6pm	10am-6pm
	Tues	closed	10am-8pm	10am-8pm	10am-6pm
	Wed	closed	10am-6pm	10am-6pm	10am-8pm
	Thur	closed	10am-6pm	10am-8pm	10am-8pm
	Fri	closed	10am-6pm	10am-6pm	10am-6pm
	Sat	closed	10am-6pm	10am-6pm	10am-6pm
	Sun	closed	closed	closed	closed

Libraries - Staffing

- Community Services requested 6 additional library staff to maintain the heightened level of service (LOS) at open library facilities
 - This included all facilities operating 6-days per week (Mon thru Sat)
 - Pre Hurricane Ian - only MCRL and Punta Gorda Charlotte (PGC) libraries were only on Monday's
 - This included all facilities being open further in to the evening
 - Pre Hurricane Ian – most libraries closed at 6p in the evening, except MCRL (4 days till 7p) and PGC (1 day till 7)
- The requested new staff to maintain this LOS would cost \$409,000
 - **Not funded**

Libraries - hours of operation

- Impacts of reduction in hours of operation and days open per week
 - Pre Hurricane Ian –
 - 181 total hours of operation per week
 - Only MCRL & PGC were open on Mondays
 - There were only 5 hours per week open after 6p
 - Current hours -
 - 156 total hours of operation per week
 - All branches open on Mondays
 - There are 12 hours per week open after 6p
 - When MCRL reopens in early 2026
 - We'll go back to pre-Hurricane Ian schedule

Libraries - hours of operation

- Impacts of reduction in hours of operation and days open per week
 - Pre Hurricane Ian – being open on Monday (2 libraries)
 - FY21 we had 32k visitors
 - FY21 we had 39 programs/rentals with 1k visitors
 - Post Hurricane Ian – being open on Monday (3 libraries)
 - FY24 we had 42k visitors
 - FY24 we had 193 programs/rentals with 3.1k visitors

Libraries - hours of operation

- Impacts of reduction in hours of operation and days open per week
 - Pre Hurricane Ian evening hours – 5 hr per week
 - FY21 we had 4k visitors
 - FY21 we had 93 programs/rentals with 2.3k visitors
 - Post Hurricane Ian evening hours – 12 hrs per week
 - FY24 we had 5.5k visitors
 - FY24 we had 138 programs/rentals and 3.2k visitors

Libraries – hours of operation

		MCRL	PGC	Eng Char	PC
Hours after	Mon	10am-7pm	10am-6pm	closed	closed
MCRL reopens	Tues	10am-7pm	10am-6pm	10am-6pm	10am-6pm
	Wed	10am-7pm	10am-7pm	10am-6pm	10am-6pm
	Thur	10am-7pm	10am-6pm	10am-6pm	10am-6pm
	Fri	10am-6pm	10am-6pm	10am-6pm	10am-6pm
	Sat	10am-6pm	10am-6pm	10am-6pm	10am-6pm
	Sun	closed	closed	closed	closed

Questions

