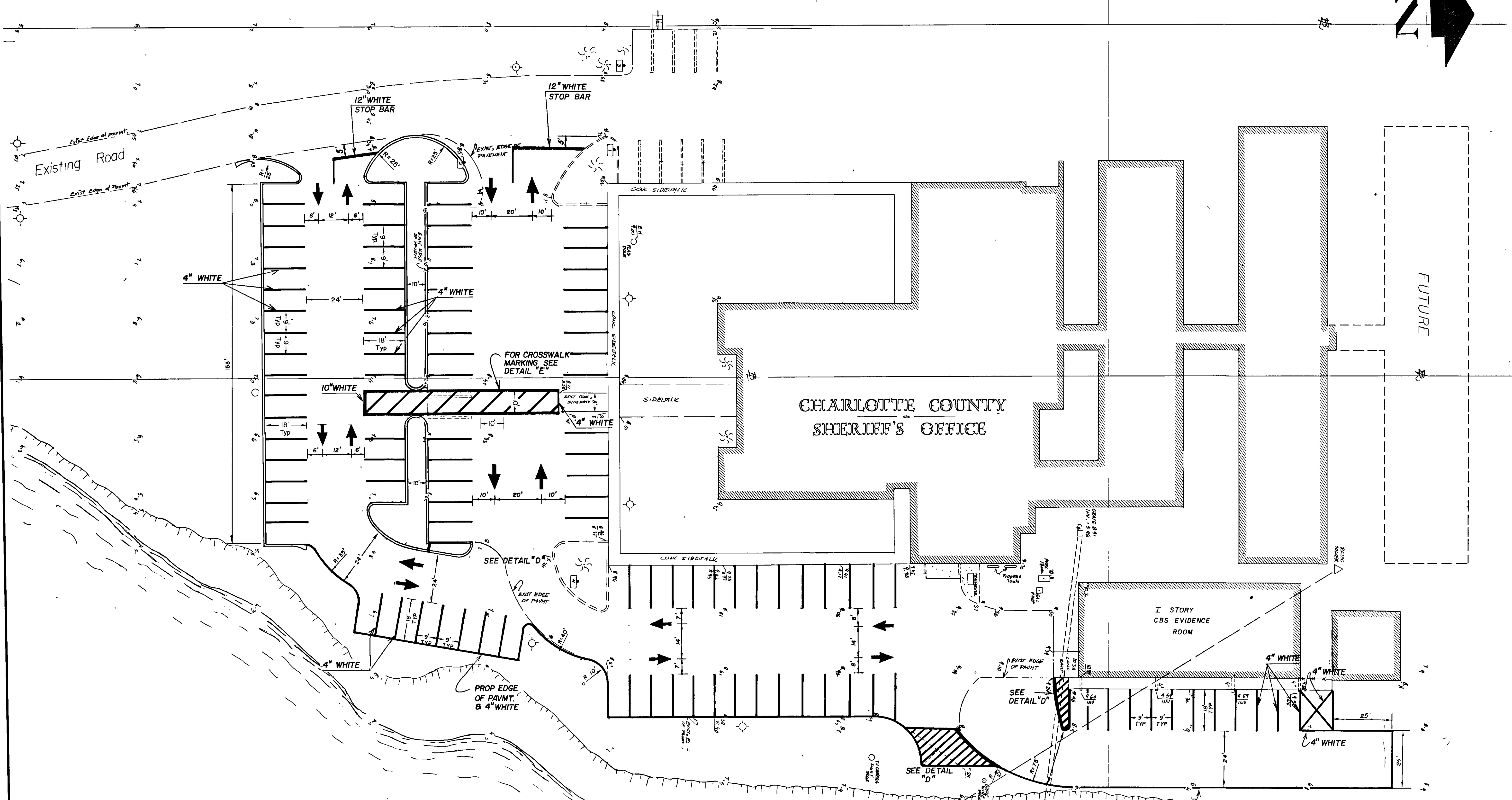




1+00    1+50    2+00    2+50    3+00    3+50    4+00    4+50    5+00    5+50    6+00    6+50



	<b>COUNTY OF CHARLOTTE</b> COUNTY ENGINEERING DEPARTMENT PUNTA GORDA, FLORIDA	
	<b>CHARLOTTE COUNTY SHERIFF'S OFFICE</b> ADDITIONAL PARKING LOT <i>Signing &amp; Pavement Marking</i>	
SCALE 1"=20' DES BY B B DRW BY C H CHK BY W J G	SURVEYED BY P HART FieldBook 176712 APPROVED BY L D DATE 10-8-86	SHEET 4 OF 5 DRAWING No 722 JOB No